






Experience Rhythm

.....

The varied draping of plants, both below and above Breeze Garden, evokes depth, repetition, and a sense of zen, reflecting and softening the surrounding architectural forms. As its configuration evolves, Breeze Garden seamlessly adds and subtracts mass, mirroring the organic rhythms found in nature - the very patterns and flows that inspired its design. The result is a space that breathes with its environment, offering moments of stillness, movement, and reflection within a carefully curated landscape.





Product Specifications

Product Name	Breeze Garden
Product ID	BFL-FLD-020
Acoustics	0.75 - 0.95 NRC*
Lead Time	Lead time is dependent on project size. Contact us for more information.
Durability	Contract

Warranty	Comes with industry-leading standard warranty.
Flammability	ASTM E84: Class A
Custom	Custom colors and manufacturing services available. Additional charges and lead times may apply.
Maintenance	Vacuum occasionally to remove airborne dust or debris. Mild detergents or soaps may be used to remove stains. For detailed care instructions, refer to the CSI Creative Maintenance Information document.

Material Specifications

	Soundcore®
Content	Recycled PET acoustic felt
Weathering	Colorfast, non-deteriorating, non-hygroscopic
Environmental	Recycled PET acoustic felt is 60% post-consumer recycled content and is 100% recyclable. Contributes points toward LEED v4. CDPH v1.2, VOC free, non-toxic, non-allergenic, anti-microbial - does not attract mold and mildew. Compliant with Living Building Challenge criteria & DECLARE Red List Free.
Variation	PET felt panels are created through a manufacturing process known as 'felting'. This process results in a heathered appearance. Multiple color tones may appear in the same panel. Slight color variations should be expected.

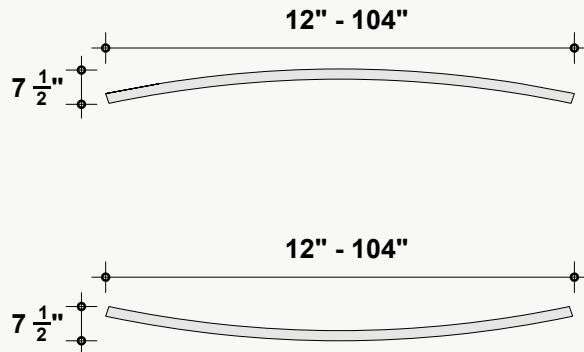


*Approximate. NRC rating may vary due to product dimensions and spacing.

Dimensions

Standard Unit Dimensions

Typical ranges for length and height.

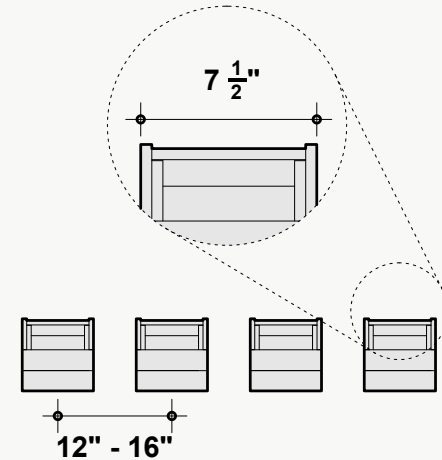


Custom Opportunity

Product dimensions can be manipulated in order to fit your design aesthetic and site conditions.

Standard Unit Thicknesses

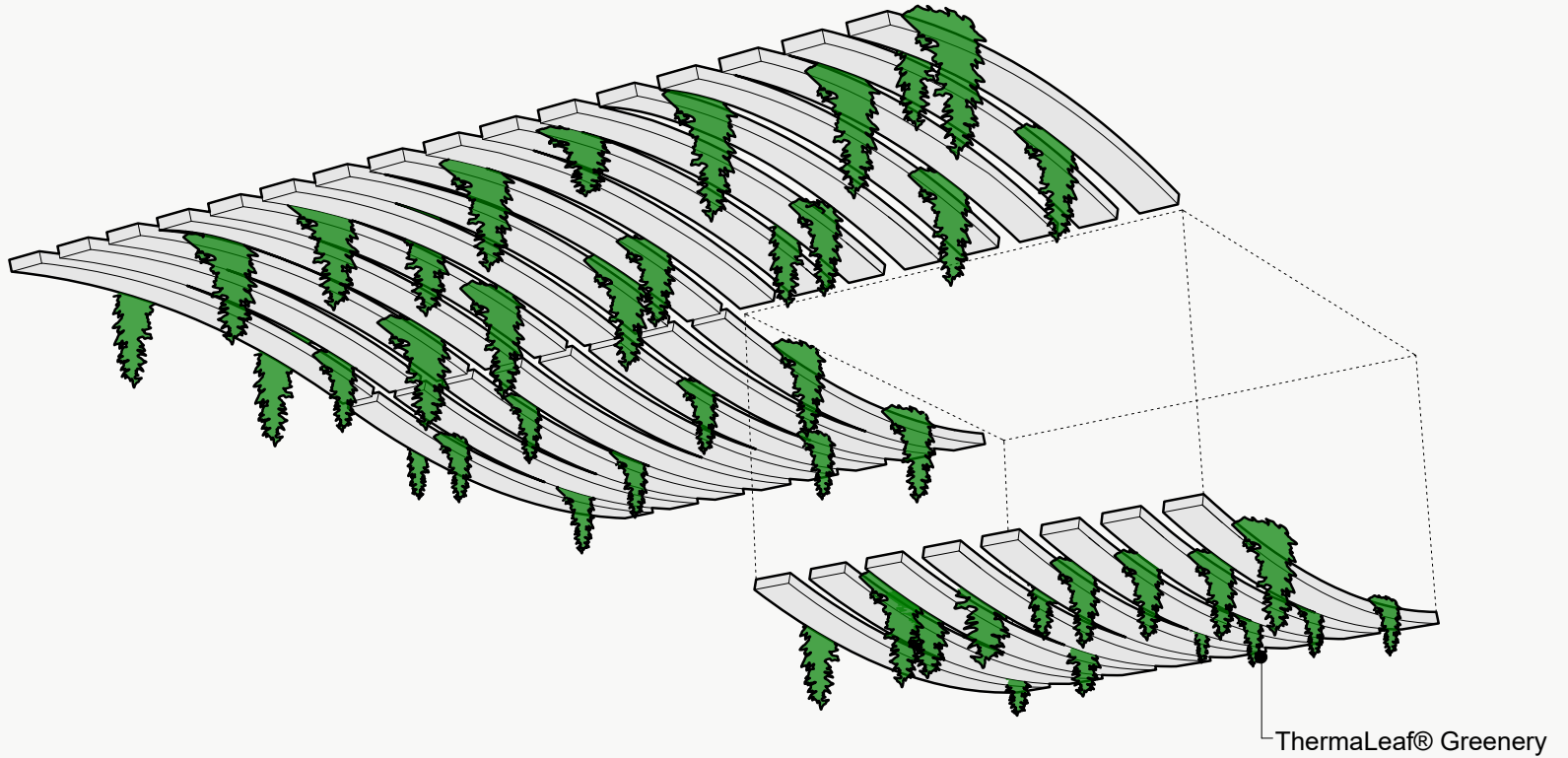
Thickness is independent of material layer selection.



On-Center Spacing

Our standard product spacing is 12"-16" on-center. Acoustic performance of the product improves as spacing is reduced.

Product Details



ThermaLeaf® Greenery

Commercial Silk International's trademarked ThermaLeaf® artificial foliage is a proprietary formulation and manufacturing process whereby the fire retardants are impregnated directly into the raw materials of the foliage resulting in an inherently fire retardant "IFR" product.

- + ASTM E84-95 Class A Fired Rated
 - + Injected, non-topical treatment will not wash or wear off
 - + Long lasting, consistent fire protection
-

Available Greenery Configurations



Jasmine, White
Jasmine, Salmon



Sweet Bay



Silver Inch Plant



Algerian Ivy



Algerian Ivy, Variegated



Grape Ivy



Lace Ivy



Lace Ivy, Variegated

ThermaLeaf® Greenery

Commercial Silk International's trademarked ThermaLeaf® artificial foliage is a proprietary formulation and manufacturing process whereby the fire retardants are impregnated directly into the raw materials of the foliage resulting in an inherently fire retardant "IFR" product.

- + ASTM E84-95 Class A Fired Rated
 - + Injected, non-topical treatment will not wash or wear off
 - + Long lasting, consistent fire protection
-

Available Greenery Configurations



English Ivy



Golden Pothos



Heartleaf Philodendron



Heartleaf Philodendron,
Limelight



Virginia Creeper

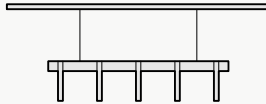
Installation Options

All products and installation methods can be **customized** to meet the unique requirements of your space.

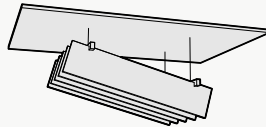
Rail Suspension Advantages

Rail suspension installation methods are designed for fast and easy installation by reducing the amount of suspension points. The rail structure acts as a guide for the baffles, maintaining baffle spacing and orientation while remaining easily customizable to fit most RCP layouts.

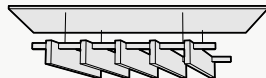
Pre-Defined Spacing



Consistent Angle



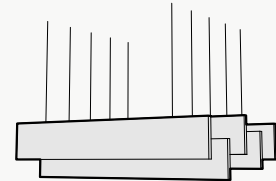
Non-Perpendicular Arrangements



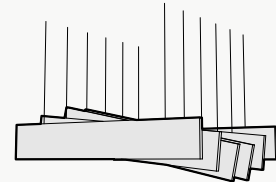
Individual Suspension Advantages

Individual suspension installation methods excel at accommodating irregular layouts. They are the most versatile installation style, and can be customized to fit even the most unique RCP layout.

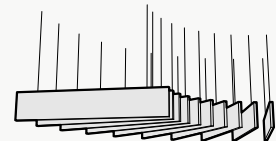
Height Variation



Angle Variation



Non-Linear Arrangements



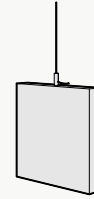
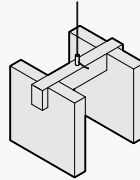
Attachment Methods*

Rail Suspension

Individual Suspension

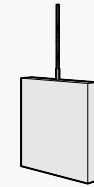
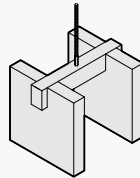
Aircraft Cable

- + Fastest/easiest height adjustment
- + Largest height adjustment range
- + Height and angle versatility
- + Accommodates uneven ceiling surfaces and MEP



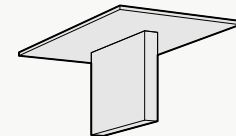
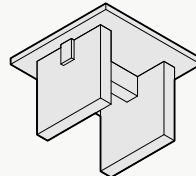
Threaded Rod

- + Reduced product sway
- + Height and angle versatility
- + Accommodates uneven ceiling surfaces and MEP



Mechanical Direct

- + Lowest profile installation method
- + Eliminates product sway
- + Connects to: Unistrut, ACT Grid, flat ceiling surfaces
- + Connections: Magnets, Grid Clips, Panel Clips, Metal Bracket, Custom




*Not all listed attachment methods may be applicable to this product.


Material Layers

Soundcore®

Our recycled PET felt creates an acoustic barrier, defending against wandering white noise and irritating echoes.

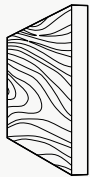


Single Layer
½" Thickness



Soundcore® Wood Textures

Soundcore® wood textures provide the natural aesthetic of wood while maintaining all the acoustic benefits of PET felt. Custom texture opportunities are also available upon request.



















Single Layer
½" Thickness



Soundcore® | 1/2" Thickness

									
SND019 Linen	SND037 Paper	SND134 Oat	SND135 Vanilla Bean	SND105 Sand Dollar	SND109 Macadamia	SND111 Lanai	SND130 Buckskin	SND131 Abalone	SND125 Chinchilla
									
SND126 Wolfhound	SND118 Anchor	SND110 Starry Night	SND102 Morning Fog	SND114 Lunar Dust	SND034 Granite Peak	SND132 Cast Iron	SND103 Storm Cloud	SND038 Inkwell	SND122 Briquette
									
SND127 Burnt Toast	SND108 Ablaze	SND104 Pumpkin	SND141 Terracotta	SND106 Goldfinch	SND107 Grasshopper	SND113 Gruner	SND143 Olive	SND138 Fern	SND136 Clover
									
SND129 Dried Thyme	SND137 Cove	SND112 Tulum	SND139 Tidal	SND121 Apatite	SND123 Chrysocolla	SND117 Serene	SND124 Ice Floe	SND115 Mako	SND128 Arctic Ocean
									
SND133 Galactic	SND140 Marine	SND101 Commodore	SND042 Denim	SND142 Fig					

Soundcore® Wood Textures | 1/2" Thickness

									
SND716 Dark Teak	SND792 Dark Oak	SND715 Dark Cherry	SND793 Vintage Maple	SND794 Warm Teak	SND714 English Walnut	SND795 Light Teak	SND711 Bleached Cherry	SND713 Honey Walnut	SND796 Vintage Cherry
									
SND717 Warm Oak	SND790 Natural Teak	SND712 Natural Spruce	SND709 White Maple	SND791 Gray Oak	SND710 Gray Teak				