

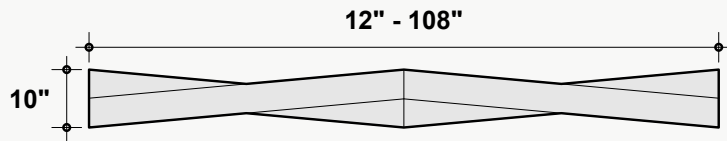
## Material Specifications

[illegible]

## Dimensions

### Standard Unit Dimensions

Typical ranges for length and height.

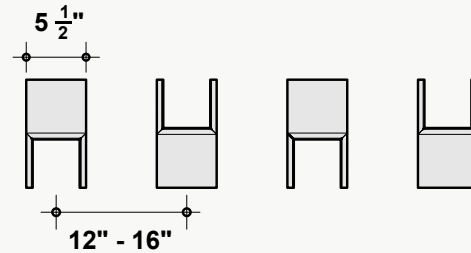


### Custom Opportunity

Product dimensions can be manipulated in order to fit your design aesthetic and site conditions.

### Standard Unit Thicknesses

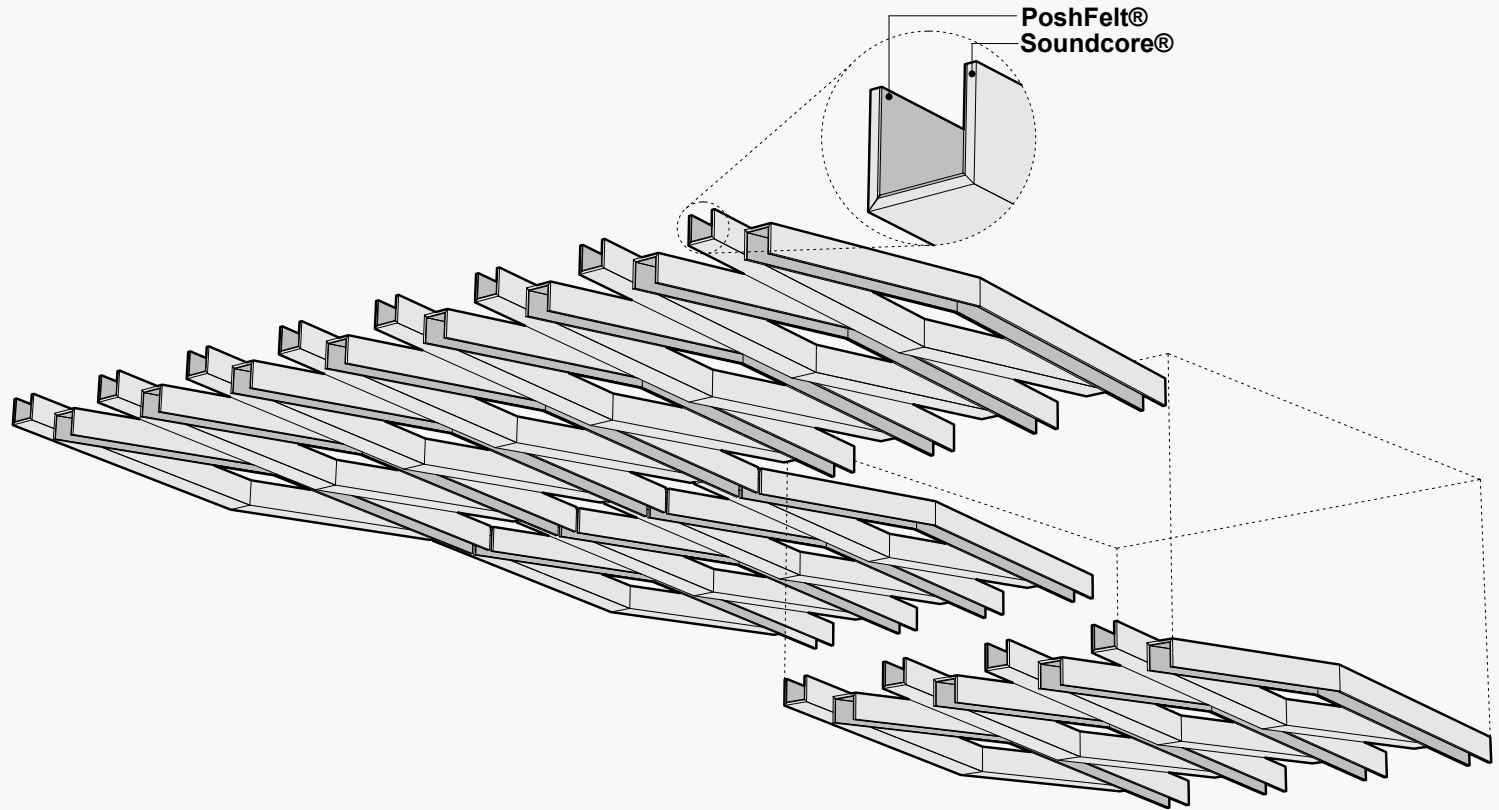
Thickness is independent of material layer selection.



### On-Center Spacing

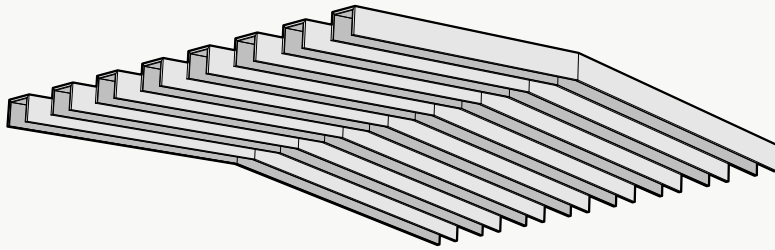
Our standard product spacing is 12"-16" on-center. Acoustic performance of the product improves as spacing is reduced.

## Product Details

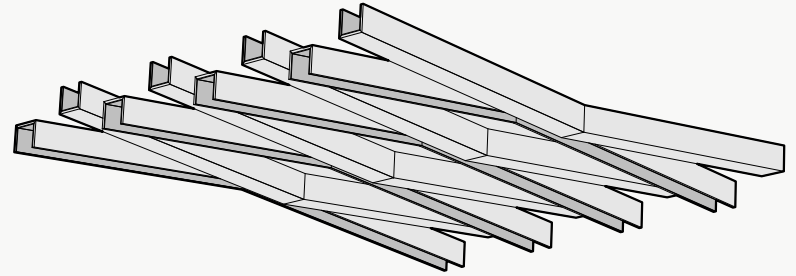


## Configuration Options

*The layouts shown are a summation of individual units. Individual units may be assembled in various arrangements to dictate the larger design. Configurations shown are suggested, but can be rearranged to achieve a custom layout.*



Uniform



Alternating

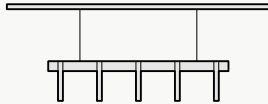
## Installation Options

All products and installation methods can be **customized** to meet the unique requirements of your space.

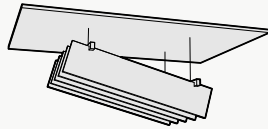
### Rail Suspension Advantages

Rail suspension installation methods are designed for fast and easy installation by reducing the amount of suspension points. The rail structure acts as a guide for the baffles, maintaining baffle spacing and orientation while remaining easily customizable to fit most RCP layouts.

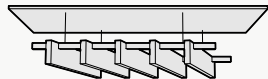
Pre-Defined Spacing



Consistent Angle



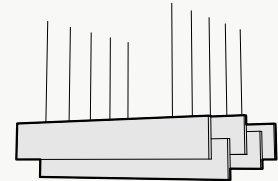
Non-Perpendicular Arrangements



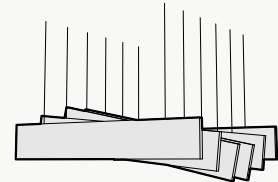
### Individual Suspension Advantages

Individual suspension installation methods excel at accommodating irregular layouts. They are the most versatile installation style, and can be customized to fit even the most unique RCP layout.

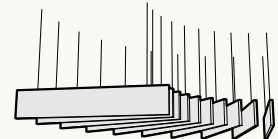
Height Variation



Angle Variation



Non-Linear Arrangements

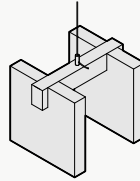


## Attachment Methods\*

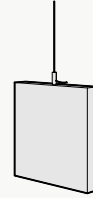
### Aircraft Cable

- + Fastest/easiest height adjustment
- + Largest height adjustment range
- + Height and angle versatility
- + Accommodates uneven ceiling surfaces and MEP

### Rail Suspension

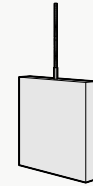
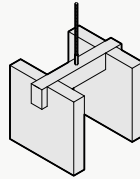


### Individual Suspension



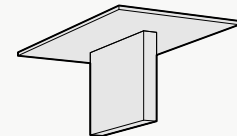
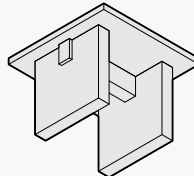
### Threaded Rod

- + Reduced product sway
- + Height and angle versatility
- + Accommodates uneven ceiling surfaces and MEP



### Mechanical Direct

- + Lowest profile installation method
- + Eliminates product sway
- + Connects to: Unistrut, ACT Grid, flat ceiling surfaces
- + Connections: Magnets, Grid Clips, Panel Clips, Metal Bracket, Custom




\*Not all listed attachment methods may be applicable to this product.


## Material Layers

### Soundcore®

Our recycled PET felt creates an acoustic barrier, defending against wandering white noise and irritating echoes.




**Single Layer**  
½" Thickness



### PoshFelt® Exposed Edge

100% organic, natural wool design felt brings out the best experience in your space with color, comfort, and simple sustainability. Exposed edge products leave the Soundcore® layer uncovered, allowing for unique color combinations.

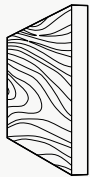


**Multi-Layer**  
Adds ⅛"-¼" to Material Thickness



### Soundcore® Wood Textures

Soundcore® wood textures provide the natural aesthetic of wood while maintaining all the acoustic benefits of PET felt. Custom texture opportunities are also available upon request.



**Single Layer**  
½" Thickness





## PoshFelt® | 3mm Thickness



**PSH005**  
Black Beauty



**PSH161**  
Black Swan



**PSH266**  
Koala




**PSH627**  
Blackberry




**PSH265**  
Slag




**PSH513**  
Gravel




**PSH001**  
Gray Matter




**PSH004**  
Porpoise



**PSH176**  
Warmstone



**PSH512**  
Ash Plume



**PSH545**  
Henna




**PSH249**  
French Press



**PSH146**  
Auburn



**PSH521**  
Cocoa



**PSH179**  
Arctic Seal



**PSH180**  
Iron Ore



**PSH505**  
Garrigue



**PSH003**  
Otter



**PSH520**  
Silt



**PSH002**  
Heather



**PSH504**  
Earth



**PSH255**  
Tropical Walnut



**PSH269**  
Canyon



**PSH253**  
Toffee




**PSH602**  
Cafe



**PSH281**  
Great Plains



**PSH503**  
Savanna



**PSH509**  
Cairo



**PSH621**  
Pan




**PSH291**  
Gobi




**PSH299**  
Mountain Breeze




**PSH300**  
Crevasse




**PSH625**  
Silver Chain



**PSH515**  
Blizzard



**PSH127**  
Mocha



**PSH635**  
Eggshell




**PSH178**  
Fawn




**PSH175**  
Dovetail




**PSH624**  
Dapple Gray



**PSH609**  
Cityscape



**PSH118**  
Ivory Lace



**PSH174**  
Cotton




**PSH293**  
Pound Cake




**PSH519\***  
Cupcake



**PSH630**  
Sand Dune



**PSH006**  
Shiitake



**PSH301**  
Tumbleweed



**PSH637**  
Chiffon



**PSH304**  
Sugar Cookie



**PSH541**  
Banana Bread

\*6-roll MOQ

PoshFelt® | 3mm Thickness

									
PSH215 Raincoat	PSH622 Corn	PSH295 Sunrise Peach	PSH507 Hive	PSH015 Honey	PSH305 Dandelion	PSH216 Lion's Den	PSH634 Amber	PSH261 Pale Ale	PSH638 Sunflower
									
PSH610 Coral	PSH632 Peach	PSH218 Citrus	PSH532 Harvest	PSH014 Knockout Orange	PSH307 Orange Nectar	PSH633 Clementine	PSH245 Fire Agate	PSH525 Olympus	PSH640 Rusted
									
PSH139 Cayenne	PSH535 Guppy	PSH528 Ferrous	PSH296 Paprika	PSH530 Hot Iron	PSH537 Cardinal	PSH008 Bonfire	PSH308 Scarlet	PSH009 Poinsettia	PSH527 Red Velvet
									
PSH137 Passion Flower	PSH273 Ultraviolet	PSH649 Pomegranate	PSH617 Evening Gown	PSH540 Devil's Food	PSH644 Maroon	PSH210 Sangria	PSH211 Cherry Chutney	PSH212 Vino	PSH514 Red Wine
									
PSH272 Hotwire	PSH302 Heather Pink	PSH202 Crush	PSH647 Eden Rose	PSH643 Rhododendron	PSH560 Schiava	PSH559 Monroe	PSH544 Dragonfruit	PSH309 Allium	PSH205 Mulberry

PoshFelt® | 3mm Thickness



PSH612  
Lilac



PSH646  
Lupine



PSH274  
Amethyst



PSH523  
Violet Sky




PSH546  
Tyrian Plum




PSH142  
Plum Purple



PSH286  
Viper



PSH241  
Tranquilo




PSH550  
Mariana



PSH277  
Shade



PSH615  
Imagine




PSH510  
Ozone



PSH237  
Hotspring



PSH508  
Oahu



PSH548  
Ultramarine



PSH160  
Admiral Blue



PSH239  
Speckled Navy



PSH561  
Neptune



PSH645  
Space



PSH614  
Blueberry



PSH502  
Pacific




PSH238  
Cobalt



PSH152  
Blue Nile




PSH616  
Fountain




PSH516  
Actun



PSH511  
Lagoon



PSH636  
Navy Blue



PSH260  
Twilight



PSH310  
Deep Royal



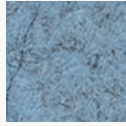
PSH278  
Squid Ink



PSH606  
Midday



PSH306  
Swell



PSH608  
Diamond Dust



PSH605  
Meander



PSH628  
Cozumel




PSH016  
Freshwater



PSH650  
Waterfall



PSH149  
Jamaica Bay



PSH604  
Atlantic



PSH648  
Aegean



PSH639  
Glacier



PSH287  
Sea Breeze



PSH631  
Adriatic



PSH232  
Seaglass




PSH629  
Robin's Egg




PSH517  
Sky Stone



PSH552  
Cancun



PSH642  
Blue Spruce



PSH623  
Steel Gray



PSH564  
Jazz



PoshFelt® | 3mm Thickness




**PSH618**  
Iguana




**PSH641**  
Basil



**PSH619**  
Springtime



**PSH213**  
Meadow



**PSH303**  
Feather Moss



**PSH226**  
Grove



**PSH298**  
Peacock



**PSH234**  
Ocean Trench



**PSH311**  
Emerald



**PSH626**  
Evergreen



**PSH225**  
Everglade



**PSH164**  
Fresh Lime



**PSH554**  
Cyber Green



**PSH555**  
Hemlocks



**PSH012**  
Shamrock



**PSH228**  
Forest Haze



**PSH227**  
Succulent



**PSH563**  
Rosemary



**PSH501**  
Mire



**PSH506**  
Bracken



**PSH562**  
Aurora




**PSH556**  
Avocado




**PSH013**  
Parakeet



**PSH611**  
Haybale




**PSH312**  
Safari




**PSH230**  
Camouflage


Soundcore® | 1/2" Thickness



**SND019**  
Linen



**SND037**  
Paper



**SND134**  
Oat



**SND135**  
Vanilla Bean



**SND105**  
Sand Dollar



**SND109**  
Macadamia



**SND111**  
Lanai




**SND130**  
Buckskin



**SND131**  
Abalone




**SND125**  
Chinchilla




**SND118**  
Anchor




**SND126**  
Wolfhound



**SND110**  
Starry Night




**SND102**  
Morning Fog




**SND114**  
Lunar Dust




**SND034**  
Granite Peak




**SND132**  
Cast Iron



**SND103**  
Storm Cloud



**SND038**  
Inkwell




**SND122**  
Briquette



**SND127**  
Burnt Toast



**SND108**  
Ablaze




**SND104**  
Pumpkin



**SND106**  
Goldfinch




**SND113**  
Gruner




**SND107**  
Grasshopper




**SND136**  
Clover



**SND129**  
Dried Thyme




**SND115**  
Mako




**SND137**  
Cove




**SND112**  
Tulum



**SND121**  
Apatite




**SND123**  
Chrysocolla




**SND117**  
Serene



**SND124**  
Ice Floe




**SND128**  
Arctic Ocean




**SND133**  
Galactic



**SND116**  
Blue Marlin


















**SND101**  
Commodore



**SND042**  
Denim

Soundcore® Wood Textures | 1/2" Thickness

									
<b>SND716</b> Dark Teak	<b>SND792</b> Dark Oak	<b>SND715</b> Dark Cherry	<b>SND793</b> Vintage Maple	<b>SND794</b> Warm Teak	<b>SND714</b> English Walnut	<b>SND713</b> Honey Walnut	<b>SND717</b> Warm Oak	<b>SND790</b> Natural Teak	<b>SND712</b> Natural Spruce
									
<b>SND711</b> Bleached Cherry	<b>SND795</b> Light Teak	<b>SND709</b> White Maple	<b>SND791</b> Gray Oak	<b>SND710</b> Gray Teak					