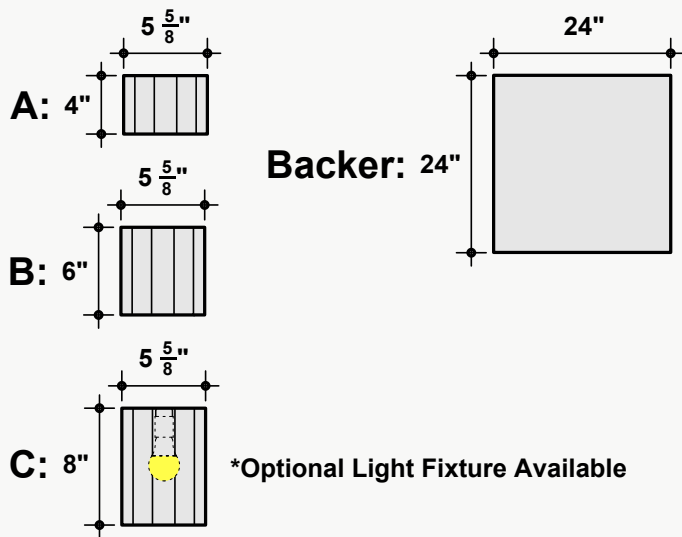




## Dimensions

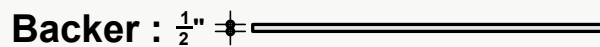
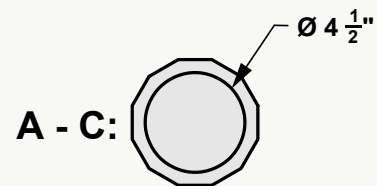
### Standard Unit Dimensions

Typical ranges for length and width.



### Standard Unit Thicknesses

Thickness is independent of material layer selection.

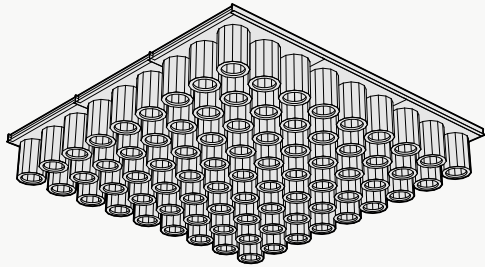


### Custom Opportunity

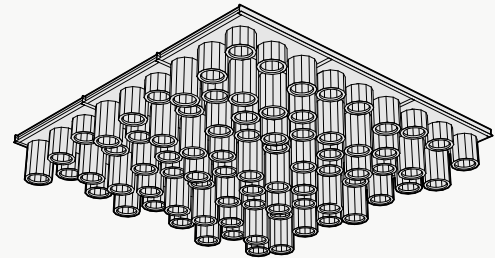
Product dimensions can be manipulated in order to fit your design aesthetic and site conditions.

# Configuration Options

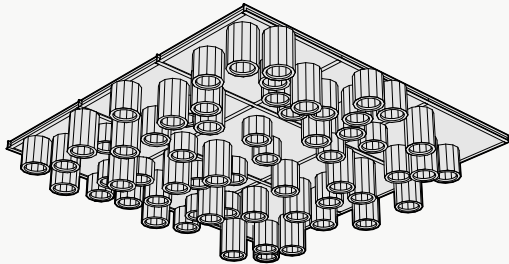
The layouts shown are a summation of individual units. Individual units may be assembled in various arrangements to dictate the larger design. Configurations shown are suggested, but can be rearranged to achieve a custom layout.



Uniform

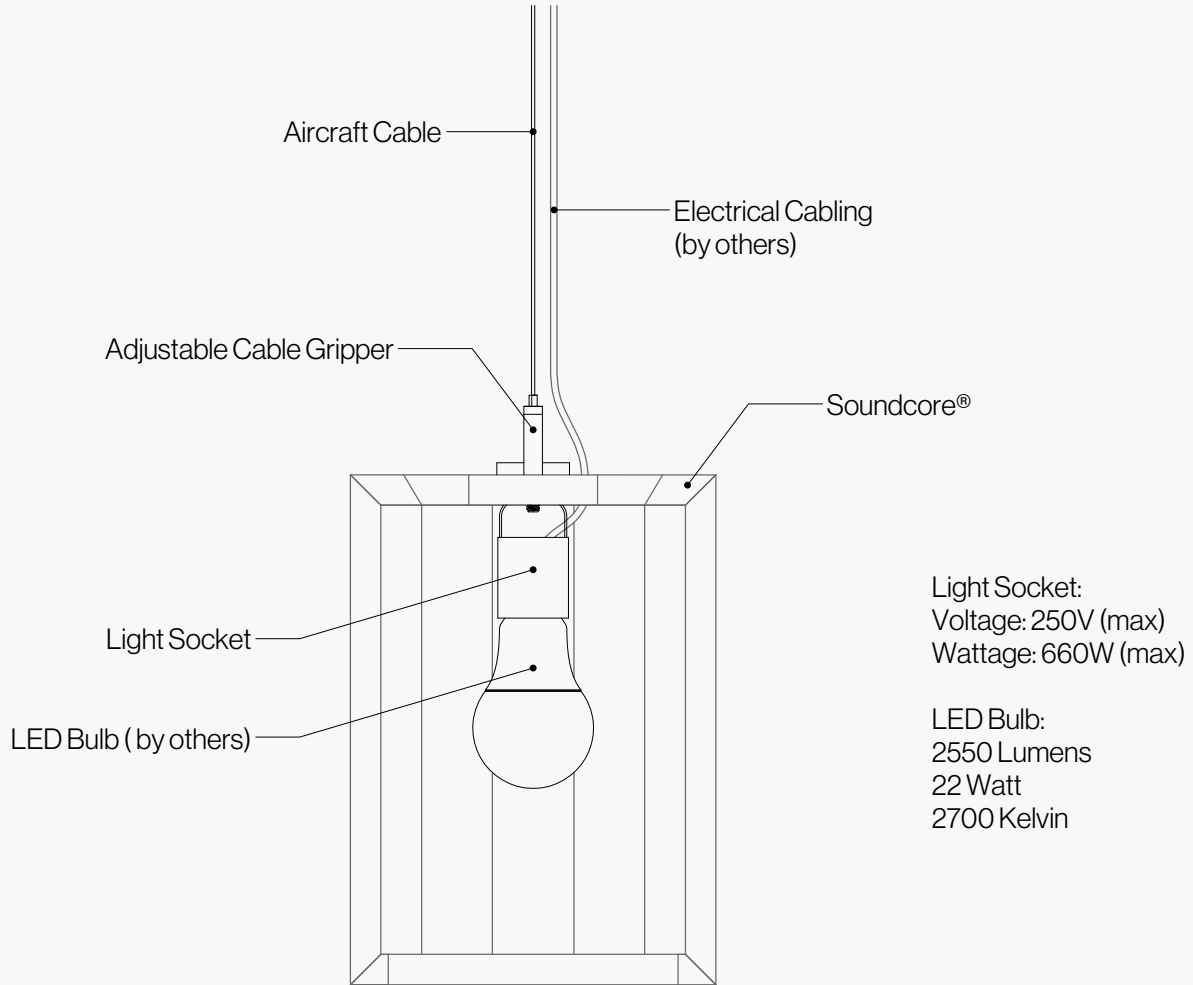


Depth



Random

# Lighting Specs

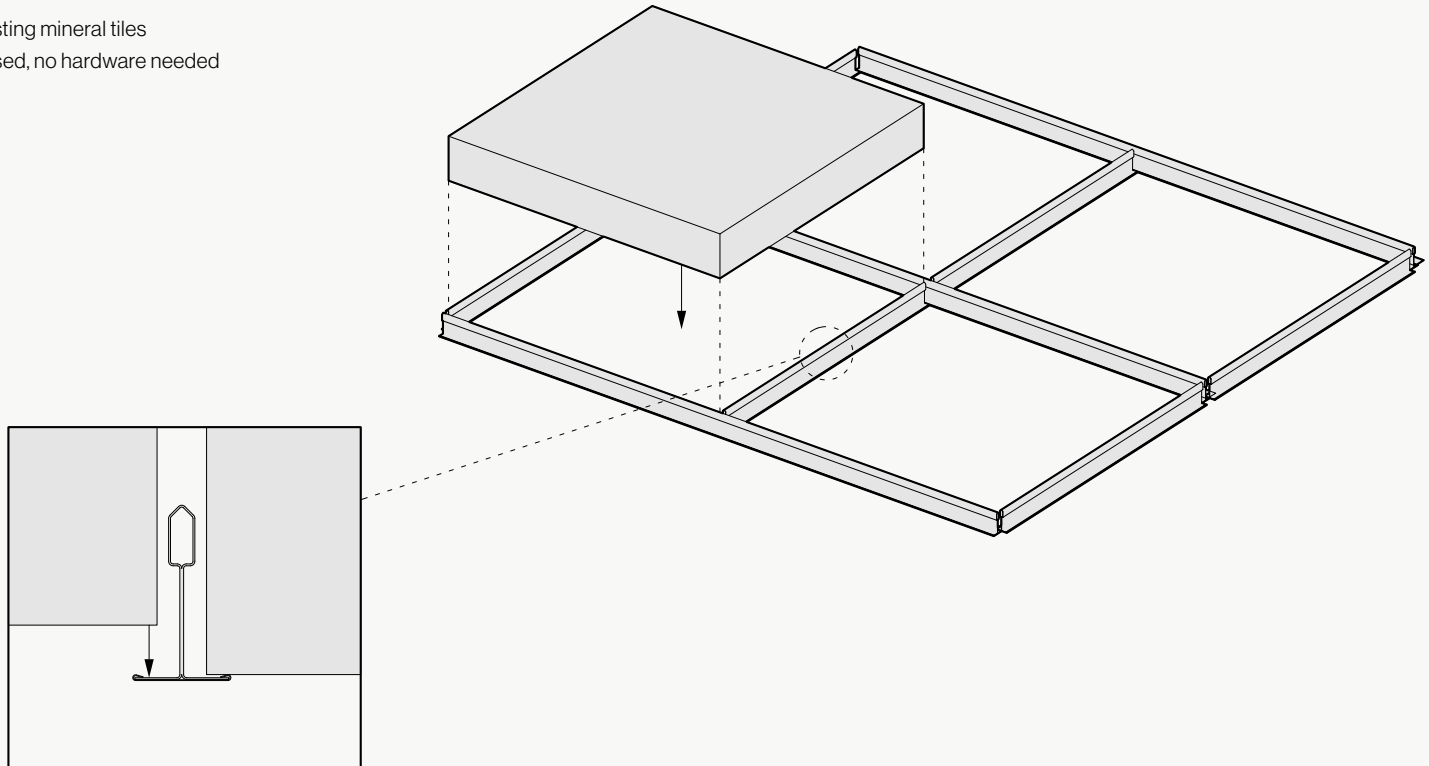


## Installation Options

All products and installation methods can be **customized** to meet the unique requirements of your space.

### Drop-In

- + Replaces existing mineral tiles
- + Substrate based, no hardware needed




\*Not all listed attachment methods may be applicable to this product.


## Material Layers

### Soundcore®

Our recycled PET felt creates an acoustic barrier, defending against wandering white noise and irritating echoes.



Single Layer  
½" Thickness



### Soundcore® Wood Textures

Soundcore® wood textures provide the natural aesthetic of wood while maintaining all the acoustic benefits of PET felt. Custom texture opportunities are also available upon request.




Single Layer  
½" Thickness




Soundcore® | 1/2" Thickness



**SND019**  
Linen



**SND037**  
Paper



**SND135**  
Oat



**SND105**  
Sand Dollar



**SND109**  
Macadamia



**SND111**  
Lanai



**SND130**  
Buckskin




**SND131**  
Abalone




**SND125**  
Chinchilla




**SND118**  
Anchor




**SND126**  
Wolfhound




**SND110**  
Starry Night




**SND102**  
Morning Fog




**SND114**  
Lunar Dust



**SND034**  
Granite Peak




**SND132**  
Cast Iron



**SND103**  
Storm Cloud



**SND038**  
Inkwell



**SND122**  
Briquette



**SND127**  
Burnt Toast



**SND108**  
Ablaze



**SND104**  
Pumpkin




**SND106**  
Goldfinch



**SND113**  
Gruner



**SND107**  
Grasshopper



**SND129**  
Dried Thyme



**SND115**  
Mako



**SND112**  
Tulum



**SND121**  
Apatite




**SND123**  
Chrysocolla



**SND117**  
Serene



**SND124**  
Ice Floe




**SND128**  
Arctic Ocean




**SND133**  
Galactic



**SND116**  
Blue Marlin



**SND101**  
Commodore



**SND042**  
Denim



Soundcore® Wood Textures | 1/2" Thickness



**SND716**  
Dark Teak




**SND792**  
Dark Oak




**SND715**  
Dark Cherry




**SND793**  
Vintage Maple




**SND794**  
Warm Teak




**SND714**  
English Walnut




**SND713**  
Honey Walnut



**SND717**  
Warm Oak



**SND790**  
Natural Teak



**SND712**  
Natural Spruce



**SND711**  
Bleached Cherry



**SND795**  
Light Teak



**SND709**  
White Maple



**SND791**  
Gray Oak



**SND710**  
Gray Teak