





Product Specifications

Product Name	Line Surfaces 004
Product ID	SUR-LNE-004
Acoustics	0.60 NRC*
Lead Time	Lead time is dependent on project size. Contact us for more information.
Durability	Contract

Warranty	Comes with industry-leading standard warranty.
Flammability	ASTM E84: Class A
Custom	Custom colors and manufacturing services available. Additional charges and lead times may apply.
Maintenance	Vacuum occasionally to remove airborne dust or debris. Mild detergents or soaps may be used to remove stains. For detailed care instructions, refer to the CSI Creative Maintenance Information document.

Material Specifications

	Soundcore®	PoshFelt®
Content	Recycled PET acoustic felt	100% Merino or Karakul wool acoustic felt
Weathering	Colorfast, non-deteriorating, non-hygroscopic	Colorfast, non-deteriorating, non-woven, moisture resistant
Environmental	Recycled PET acoustic felt is 60% post-consumer recycled content and is 100% recyclable. Contributes points toward LEED v4, CDPH v1.2, VOC free, non-toxic, non-allergenic, anti-microbial - does not attract mold and mildew. Compliant with Living Building Challenge criteria & DECLARE Red List Free.	100% organic wool design felt is a rapidly renewable resource and is 100% biodegradable/compostable. Contributes points toward LEED v4, CDPH v1.2, VOC free, no chemical irritants, no formaldehyde, and is free of other harmful substances. Compliant with Living Building Challenge criteria & DECLARE Red List Free.
Variation	PET felt panels are created through a manufacturing process known as 'felting'. This process results in a heathered appearance. Color or color tones may appear in the same panel. Slight color variations should be expected.	Due to its 100% natural origin, the raw fibers of wool felt contain inclusions and color variations throughout the material. Color matching is not guaranteed between dye lots and inconsistencies may be more prominent in volumes that exceed the normal commercial standard.

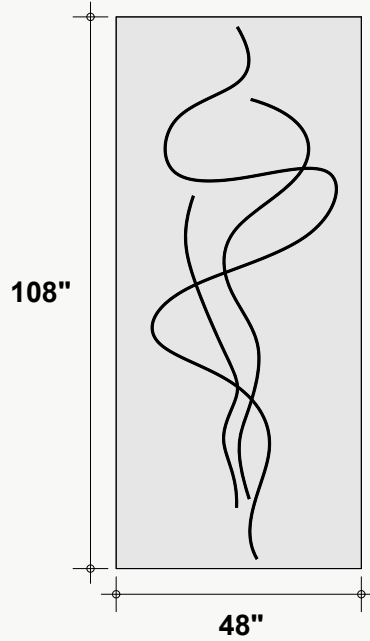


*Approximate - NRC rating may vary based on product dimensions and spacing. A higher NRC can be achieved with an air gap.

Dimensions

Standard Unit Dimensions

Typical ranges for height and width.

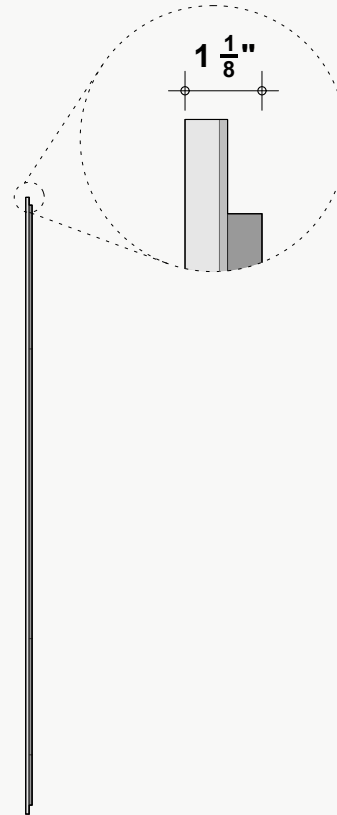


Custom Opportunity

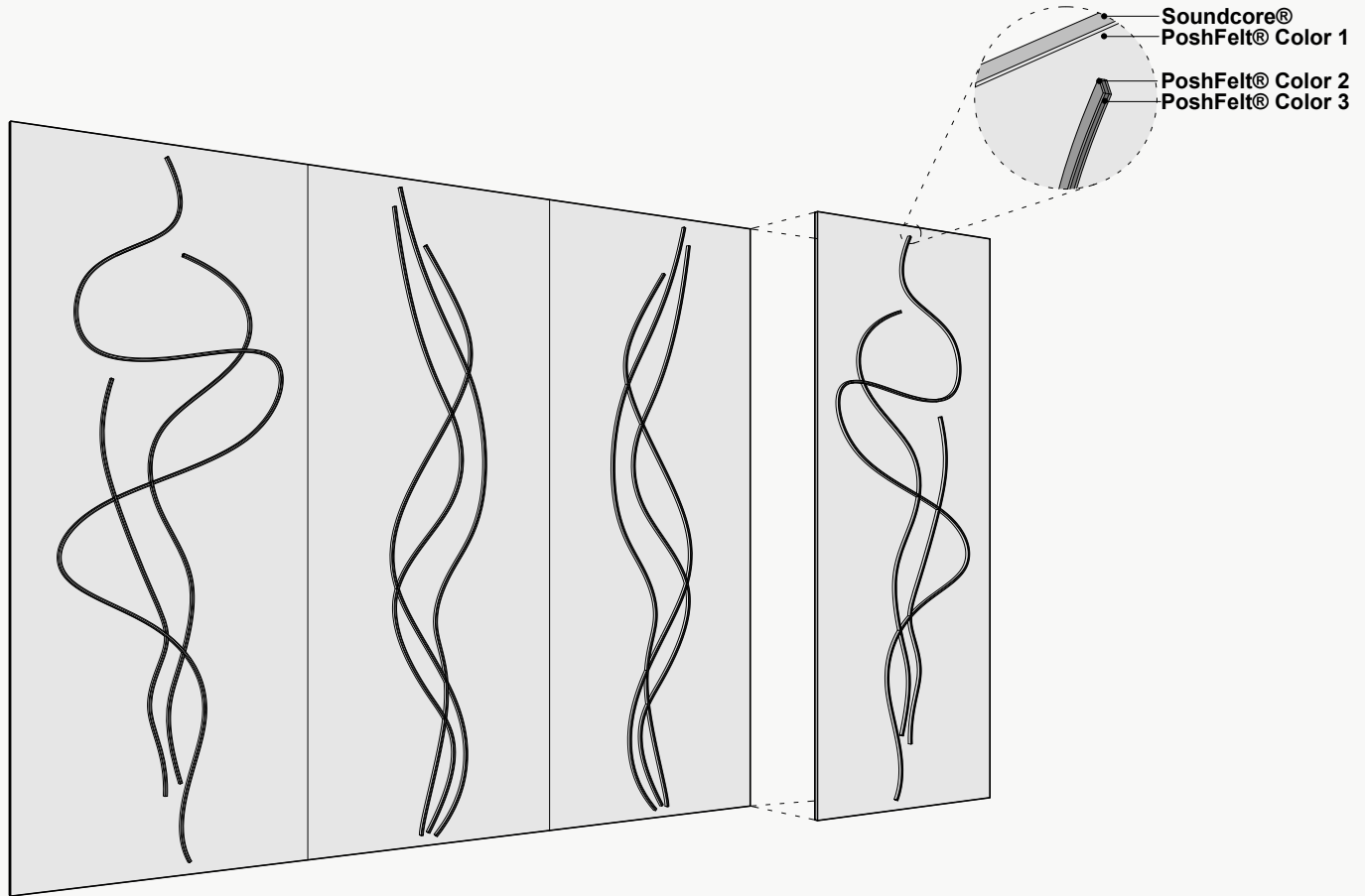
Product dimensions can be manipulated in order to fit your design aesthetic and site conditions.

Standard Unit Thicknesses

Thickness is dependent on material layer selection.

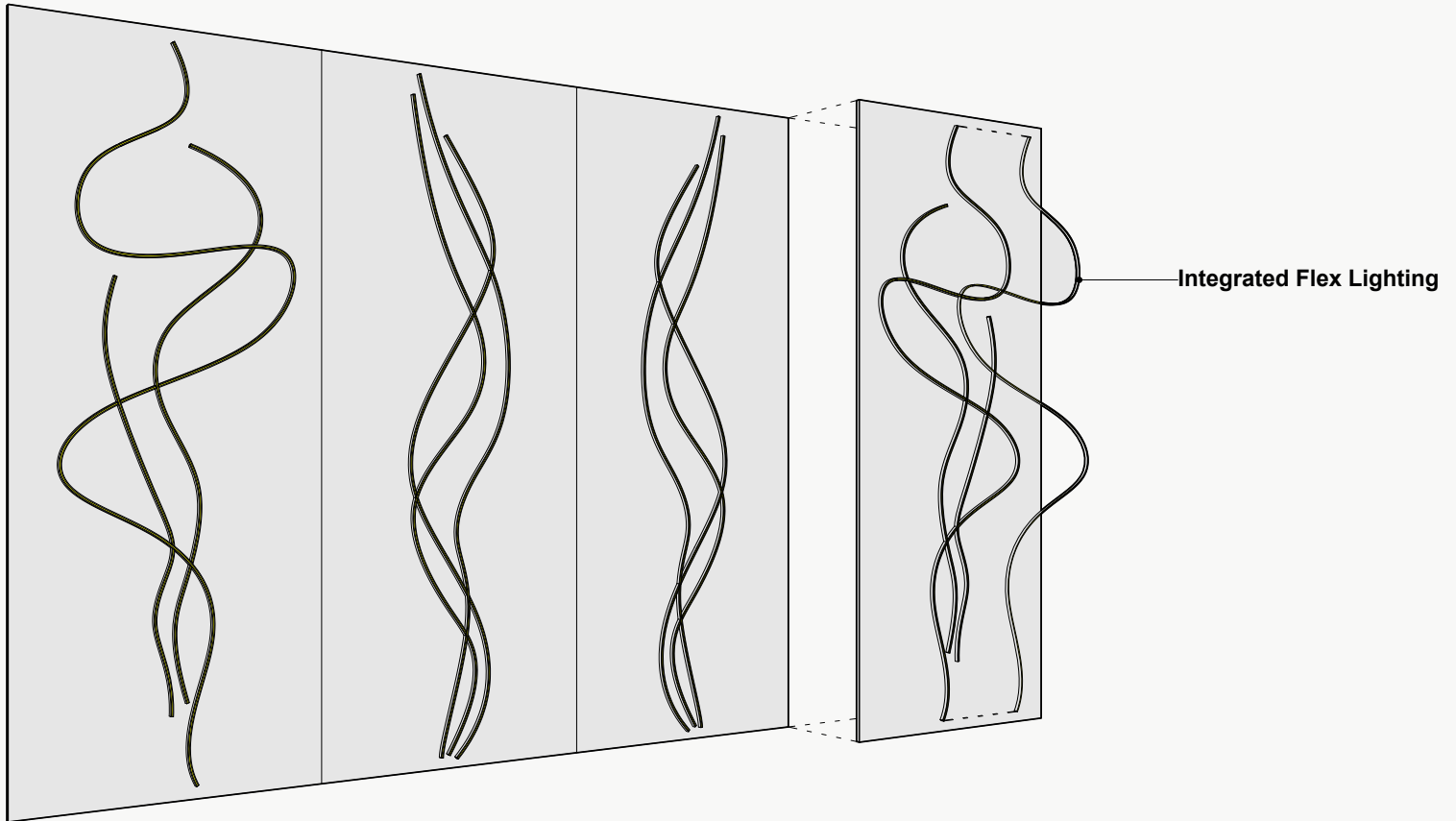


Product Details



Lighting Integration Options

The lighting integration layouts shown are a summation of individual units. Individual units may be assembled in various arrangements to dictate the larger design. Integrations shown are suggested, but can be rearranged to achieve a custom layout.



Lighting Details:

Power Supply

Each recessed light requires independent junction box for each power drop. Units cannot be connected together in series.

Fixture Dimensions

The overall baffle can be customized to any length while the fixture comes in increments of 4".

Color Temperature

The system integrates a full color temperature range from 2700K to 4000K along with tunable color and dimming options.

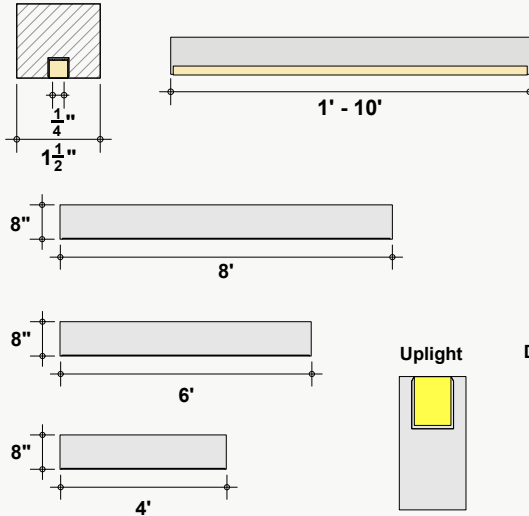
LED Systems

The charts represent distribution of peak candela. For other options, please consult factory.

Hardware Specifications

Please look over and specify the lighting information required for your project. The CSI Creative team will need all of this information to complete your order

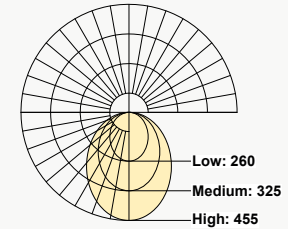
Dimensions:



Integrated Flex Light

Color Temperature:	2700K - 4000K
CRI:	90+
Dimming Options:	EIV, TRIAC, 0-10V

Light Output



Output	Watts/FT	Lumens/FT
Low	4	260
Medium	5	325
High	7	455

**Based on a typically configured 90 CRI, 3500K luminaire using one driver. Custom outputs available.

Lighting Specification:

Fixture ID	Performance	Color Temperature	Shielding	Aluminum Coating
CSI Integrated Flex Light 1/4"	Voltage: 24V CRI: 90+ Dimming: Yes Driver: CSI standard offered driver	<input type="checkbox"/> 2400K <input type="checkbox"/> 2700K <input type="checkbox"/> 3000K <input type="checkbox"/> 3500K <input type="checkbox"/> 4000K	<input type="checkbox"/> ASLMD Acrylic Satin Lens, Medium Diffuse	<input type="checkbox"/> BK Black <input type="checkbox"/> W White <input type="checkbox"/> CCM Custom Color Match

Installation Options*

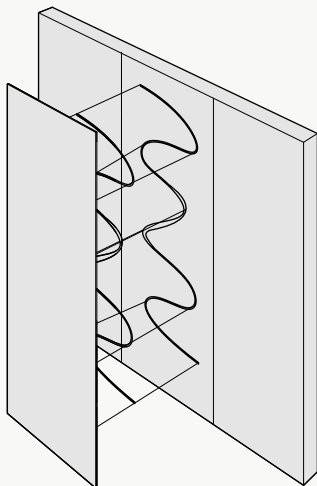
All products and installation methods can be **customized** to meet the unique requirements of your space.

Adhesive Direct Advantages

Attachment solution using an adhesive to apply directly to an existing surface or substrate.

- + Fastest installation time
- + No gap between target surface and product
- + Lowest profile installation option
- + Easiest to install
- + Most versatile installation option

Available methods: Construction Adhesive, Peel & Stick, Custom

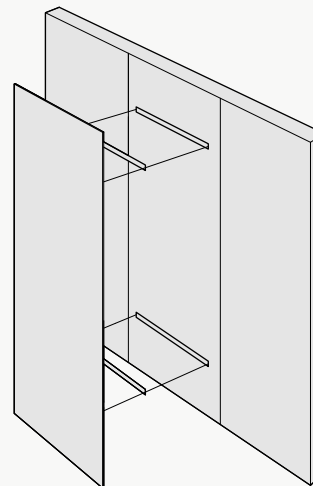


Mechanical Direct Advantages

Attachment solution using physical hardware to attach to an existing surface or substrate.

- + No clamping or dry time necessary
- + Easy to remove and does not damage the substrate when removed
- + Most appropriate installation solution for heavier products
- + Provides an opportunity for an air gap, which can increase the acoustic value of a product

Available methods: Z-Clips, Panel Clips, Standoffs, Screw & Washer, Magnet, Custom




*Not all listed attachment methods may be applicable to this product.


Material Layers

Soundcore®

Our recycled PET felt creates an acoustic barrier, defending against wandering white noise and irritating echoes.




Single Layer
½" Thickness



Soundcore® Wood Textures

























Soundcore® wood textures provide the natural aesthetic of wood while maintaining all the acoustic benefits of PET felt. Custom texture opportunities are also available upon request.



Single Layer
½" Thickness



PoshFelt® | 3mm Thickness

									
PSH005 Black Beauty	PSH161 Black Swan	PSH266 Koala	PSH627 Blackberry	PSH265 Slag	PSH513 Gravel	PSH001 Gray Matter	PSH004 Porpoise	PSH176 Warmstone	PSH512 Ash Plume
									
PSH545 Henna	PSH249 French Press	PSH146 Auburn	PSH521 Cocoa	PSH179 Arctic Seal	PSH180 Iron Ore	PSH505 Garrigue	PSH003 Otter	PSH520 Silt	PSH002 Heather
									
PSH504 Earth	PSH255 Tropical Walnut	PSH269 Canyon	PSH253 Toffee	PSH602 Cafe	PSH281 Great Plains	PSH503 Savanna	PSH509 Cairo	PSH621 Pan	PSH291 Gobi
									
PSH299 Mountain Breeze	PSH300 Crevasse	PSH625 Silver Chain	PSH515 Blizzard	PSH127 Mocha	PSH635 Eggshell	PSH178 Fawn	PSH175 Dovetail	PSH624 Dapple Gray	PSH609 Cityscape
									
PSH118 Ivory Lace	PSH174 Cotton	PSH293 Pound Cake	PSH519* Cupcake	PSH630 Sand Dune	PSH006 Shiitake	PSH301 Tumbleweed	PSH637 Chiffon	PSH304 Sugar Cookie	PSH541 Banana Bread

*6-roll MOQ

PoshFelt® | 3mm Thickness



PSH215
Raincoat



PSH622
Corn



PSH295
Sunrise Peach




PSH507
Hive



PSH015
Honey



PSH305
Dandelion



PSH216
Lion's Den



PSH634
Amber



PSH261
Pale Ale



PSH638
Sunflower



PSH610
Coral



PSH632
Peach




PSH218
Citrus



PSH532
Harvest



PSH014
Knockout Orange



PSH307
Orange Nectar



PSH633
Clementine




PSH245
Fire Agate



PSH525
Olympus




PSH640
Rusted



PSH139
Cayenne




PSH535
Guppy




PSH528
Ferrous




PSH296
Paprika



PSH530
Hot Iron




PSH537
Cardinal




PSH008
Bonfire



PSH308
Scarlet



PSH009
Poinsettia




PSH527
Red Velvet




PSH137
Passion Flower




PSH273
Ultraviolet




PSH649
Pomegranate




PSH617
Evening Gown



PSH540
Devil's Food




PSH644
Maroon




PSH210
Sangria



PSH211
Cherry Chutney



PSH212
Vino



PSH514
Red Wine




PSH272
Hotwire




PSH302
Heather Pink




PSH202
Crush




PSH647
Eden Rose




PSH643
Rhododendron




PSH560
Schiava




PSH559
Monroe



PSH544
Dragonfruit



PSH309
Allium



PSH205
Mulberry

PoshFelt® | 3mm Thickness



PSH612
Lilac



PSH646
Lupine



PSH274
Amethyst



PSH523
Violet Sky




PSH546
Tyrian Plum




PSH142
Plum Purple




PSH286
Viper




PSH241
Tranquilo



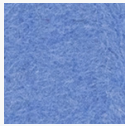
PSH550
Mariana



PSH277
Shade



PSH615
Imagine




PSH510
Ozone



PSH237
Hotspring



PSH508
Oahu



PSH548
Ultramarine



PSH160
Admiral Blue



PSH239
Speckled Navy



PSH561
Neptune



PSH645
Space



PSH614
Blueberry



PSH502
Pacific




PSH238
Cobalt




PSH152
Blue Nile




PSH616
Fountain



PSH516
Actun




PSH511
Lagoon



PSH636
Navy Blue



PSH260
Twilight



PSH310
Deep Royal



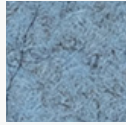
PSH278
Squid Ink




PSH606
Midday



PSH306
Swell



PSH608
Diamond Dust



PSH605
Meander



PSH628
Cozumel




PSH016
Freshwater




PSH650
Waterfall




PSH149
Jamaica Bay



PSH604
Atlantic



PSH648
Aegean



PSH639
Glacier



PSH287
Sea Breeze



PSH631
Adriatic



PSH232
Seaglass




PSH629
Robin's Egg



PSH517
Sky Stone



PSH552
Cancun



PSH642
Blue Spruce



PSH623
Steel Gray



PSH564
Jazz


PoshFelt® | 3mm Thickness




PSH618
Iguana




PSH641
Basil



PSH619
Springtime



PSH213
Meadow



PSH303
Feather Moss



PSH226
Grove



PSH298
Peacock



PSH234
Ocean Trench



PSH311
Emerald



PSH626
Evergreen



PSH225
Everglade



PSH164
Fresh Lime




PSH554
Cyber Green



PSH555
Hemlocks




PSH012
Shamrock




PSH228
Forest Haze



PSH227
Succulent




PSH563
Rosemary




PSH501
Mire




PSH506
Bracken




PSH562
Aurora




PSH556
Avocado




PSH013
Parakeet



PSH611
Haybale




PSH312
Safari




PSH230
Camouflage

Soundcore® | 1/2" Thickness



SND019
Linen



SND037
Paper



SND134
Oat



SND135
Vanilla Bean



SND105
Sand Dollar




SND109
Macadamia




SND111
Lanai



SND130
Buckskin



SND131
Abalone



SND125
Chinchilla



SND126
Wolfhound




SND118
Anchor




SND110
Starry Night




SND102
Morning Fog



SND114
Lunar Dust



SND034
Granite Peak



SND132
Cast Iron



SND103
Storm Cloud



SND038
Inkwell



SND122
Briquette



SND127
Burnt Toast



SND108
Ablaze



SND104
Pumpkin



SND141
Terracotta



SND106
Goldfinch



SND107
Grasshopper



SND113
Gruner




SND143
Olive



SND138
Fern



SND136
Clover



SND129
Dried Thyme




SND137
Cove




SND112
Tulum



SND139
Tidal




SND121
Apatite




SND123
Chrysocolla




SND117
Serene



SND124
Ice Floe



SND115
Mako




SND128
Arctic Ocean




SND133
Galactic



SND140
Marine



SND101
Commodore



SND042
Denim



SND142
Fig

Soundcore® Wood Textures | 1/2" Thickness



SND716
Dark Teak



SND792
Dark Oak



SND715
Dark Cherry



SND793
Vintage Maple



SND794
Warm Teak



SND714
English Walnut




SND795
Light Teak



SND711
Bleached Cherry



SND713
Honey Walnut



SND796
Vintage Cherry



SND717
Warm Oak



SND790
Natural Teak




SND712
Natural Spruce



SND709
White Maple



SND791
Gray Oak



SND710
Gray Teak