


Product Name	Single Baffles 001
Product ID	BFL-SGL-001
Acoustics	0.40 - 0.85 NRC*
Lead Time	Lead time is dependent on project size. Contact us for more information.
Durability	Contract

<b>Warranty</b>	Comes with industry-leading standard warranty.
<b>Flammability</b>	ASTM E84: Class A
<b>Custom</b>	Custom colors and manufacturing services available. Additional charges and lead times may apply.
<b>Maintenance</b>	Vacuum occasionally to remove airborne dust or debris. Mild detergents or soaps may be used to remove stains. For detailed care instructions, refer to the <b>CSI Creative Maintenance Information</b> document.

	Soundcore®	PoshFelt®
<b>Content</b>	Recycled PET acoustic felt	100% Merino or Karakul wool acoustic felt
<b>Weathering</b>	Colorfast, non-deteriorating, non-hygroscopic	Colorfast, non-deteriorating, non-woven, moisture resistant
<b>Environmental</b>	Recycled PET acoustic felt is 60% post-consumer recycled content and is 100% recyclable. Contributes points toward LEED v4. CDPH v1.2, VOC free, non-toxic, non-allergenic, anti-microbial - does not attract mold and mildew. Compliant with Living Building Challenge criteria & DECLARE Red List Free.	100% organic wool design felt is a rapidly renewable resource and is 100% biodegradable/compostable. Contributes points toward LEED v4. CDPH v1.2, VOC free, no chemical irritants, no formaldehyde, and is free of other harmful substances. Compliant with Living Building Challenge criteria & DECLARE Red List Free.
<b>Variation</b>	PET felt panels are created through a manufacturing process known as 'felting'. This process results in a heathered appearance. Multiple color tones may appear in the same panel. Slight color variations should be expected.	Due to its 100% natural origin, the raw fibers of wool felt contain inclusions and color variations throughout the material. Color matching is not guaranteed between dye lots and inconsistencies may be more prominent in volume that exceed the normal commercial standard.

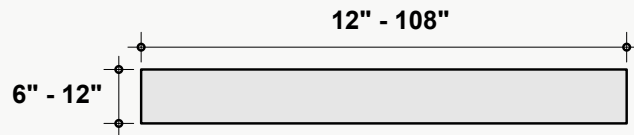


\*Approximate. NRC rating may vary due to product dimensions and spacing.

## Dimensions

### Standard Unit Dimensions

Typical ranges for length and height.

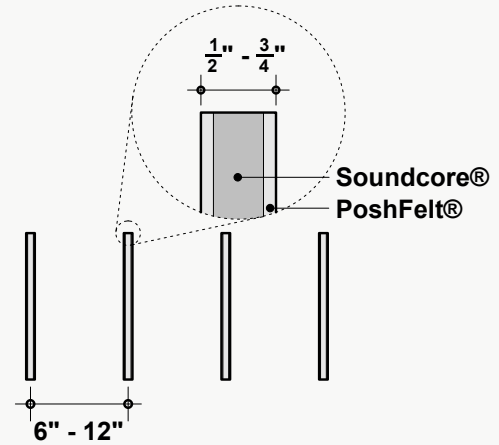


### Custom Opportunity

Product dimensions can be manipulated in order to fit your design aesthetic and site conditions.

### Standard Unit Thicknesses

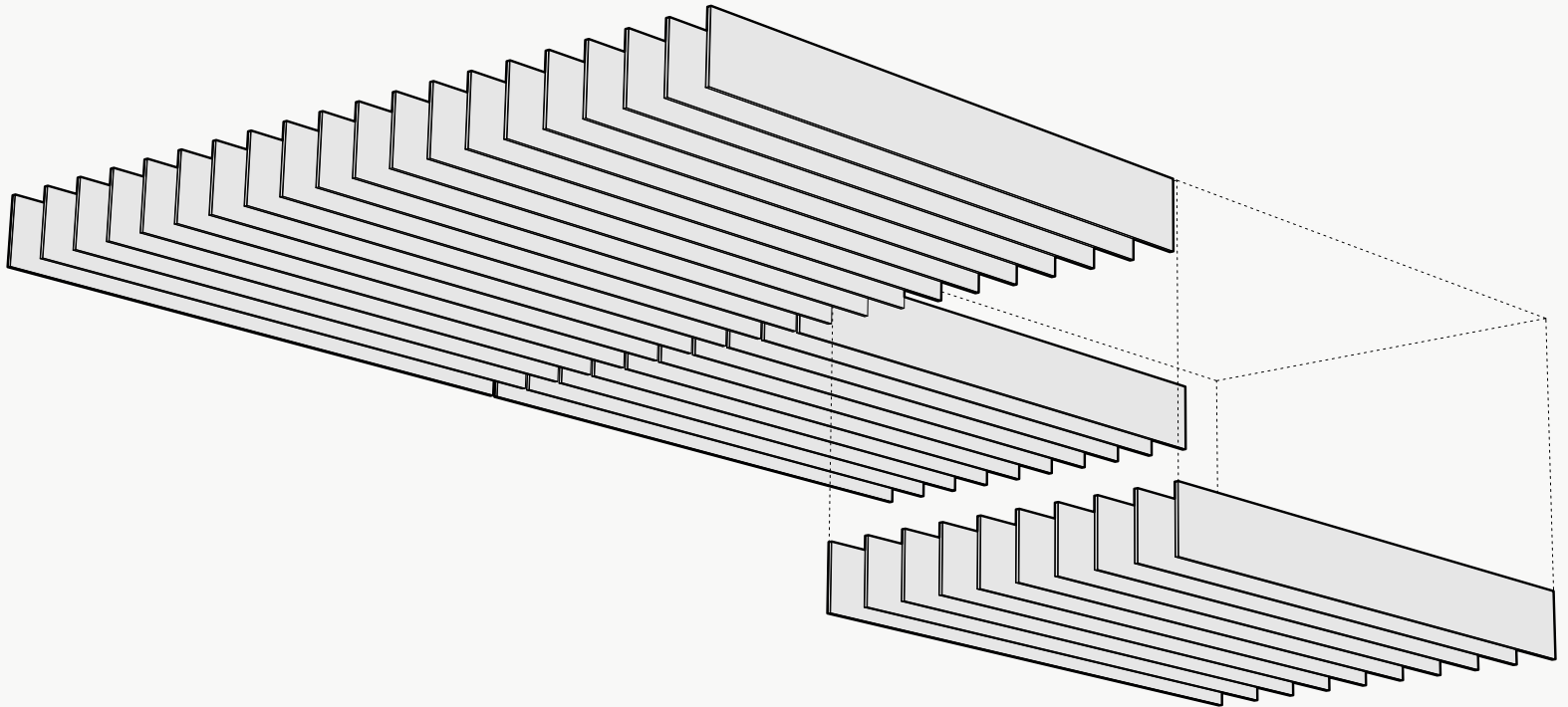
Thickness is dependent on material layer selection.



### On-Center Spacing

Our standard product spacing is 6"-12" on-center. Acoustic performance of the product improves as spacing is reduced.

## Product Details



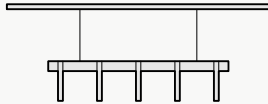
## Installation Options

All products and installation methods can be **customized** to meet the unique requirements of your space.

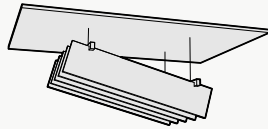
### Rail Suspension Advantages

Rail suspension installation methods are designed for fast and easy installation by reducing the amount of suspension points. The rail structure acts as a guide for the baffles, maintaining baffle spacing and orientation while remaining easily customizable to fit most RCP layouts.

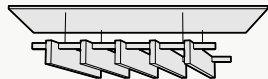
Pre-Defined Spacing



Consistent Angle



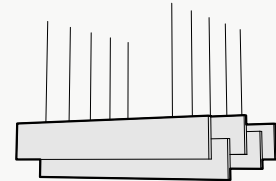
Non-Perpendicular Arrangements



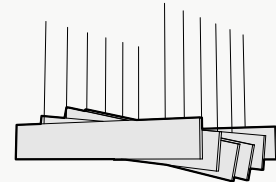
### Individual Suspension Advantages

Individual suspension installation methods excel at accommodating irregular layouts. They are the most versatile installation style, and can be customized to fit even the most unique RCP layout.

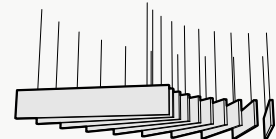
Height Variation



Angle Variation



Non-Linear Arrangements



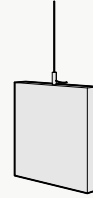
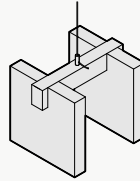
## Attachment Methods\*

### Rail Suspension

### Individual Suspension

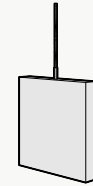
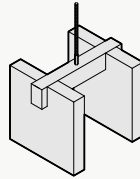
#### Aircraft Cable

- + Fastest/easiest height adjustment
- + Largest height adjustment range
- + Height and angle versatility
- + Accommodates uneven ceiling surfaces and MEP



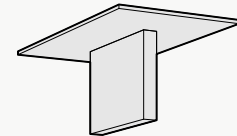
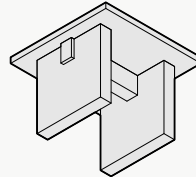
#### Threaded Rod

- + Reduced product sway
- + Height and angle versatility
- + Accommodates uneven ceiling surfaces and MEP



#### Mechanical Direct

- + Lowest profile installation method
- + Eliminates product sway
- + Connects to: Unistrut, ACT Grid, flat ceiling surfaces
- + Connections: Magnets, Grid Clips, Panel Clips, Metal Bracket, Custom




\*Not all listed attachment methods may be applicable to this product.


## Material Layers

### Soundcore®

Our recycled PET felt creates an acoustic barrier, defending against wandering white noise and irritating echoes.




**Single Layer**  
½" Thickness



### PoshFelt® Exposed Edge

100% organic, natural wool design felt brings out the best experience in your space with color, comfort, and simple sustainability. Exposed edge products leave the Soundcore® layer uncovered, allowing for unique color combinations.

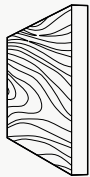


**Multi-Layer**  
Adds ⅛"-¼" to Material Thickness



### Soundcore® Wood Textures

Soundcore® wood textures provide the natural aesthetic of wood while maintaining all the acoustic benefits of PET felt. Custom texture opportunities are also available upon request.



















































**Single Layer**  
½" Thickness





## PoshFelt® | 3mm Thickness

									
PSH005 Black Beauty	PSH161 Black Swan	PSH266 Koala	PSH627 Blackberry	PSH265 Slag	PSH513 Gravel	PSH001 Gray Matter	PSH004 Porpoise	PSH176 Warmstone	PSH512 Ash Plume
									
PSH545 Henna	PSH249 French Press	PSH146 Auburn	PSH521 Cocoa	PSH179 Arctic Seal	PSH180 Iron Ore	PSH505 Garrigue	PSH003 Otter	PSH520 Silt	PSH002 Heather
									
PSH504 Earth	PSH255 Tropical Walnut	PSH269 Canyon	PSH253 Toffee	PSH602 Cafe	PSH281 Great Plains	PSH503 Savanna	PSH509 Cairo	PSH621 Pan	PSH291 Gobi
									
PSH299 Mountain Breeze	PSH300 Crevasse	PSH625 Silver Chain	PSH515 Blizzard	PSH127 Mocha	PSH635 Eggshell	PSH178 Fawn	PSH175 Dovetail	PSH624 Dapple Gray	PSH609 Cityscape
									
PSH118 Ivory Lace	PSH174 Cotton	PSH293 Pound Cake	PSH519* Cupcake	PSH630 Sand Dune	PSH006 Shiitake	PSH301 Tumbleweed	PSH637 Chiffon	PSH304 Sugar Cookie	PSH541 Banana Bread

\*6-roll MOQ



PoshFelt® | 3mm Thickness

									
PSH215 Raincoat	PSH622 Corn	PSH295 Sunrise Peach	PSH507 Hive	PSH015 Honey	PSH305 Dandelion	PSH216 Lion's Den	PSH634 Amber	PSH261 Pale Ale	PSH638 Sunflower
									
PSH610 Coral	PSH632 Peach	PSH218 Citrus	PSH532 Harvest	PSH014 Knockout Orange	PSH307 Orange Nectar	PSH633 Clementine	PSH245 Fire Agate	PSH525 Olympus	PSH640 Rusted
									
PSH139 Cayenne	PSH535 Guppy	PSH528 Ferrous	PSH296 Paprika	PSH530 Hot Iron	PSH537 Cardinal	PSH008 Bonfire	PSH308 Scarlet	PSH009 Poinsettia	PSH527 Red Velvet
									
PSH137 Passion Flower	PSH273 Ultraviolet	PSH649 Pomegranate	PSH617 Evening Gown	PSH540 Devil's Food	PSH644 Maroon	PSH210 Sangria	PSH211 Cherry Chutney	PSH212 Vino	PSH514 Red Wine
									
PSH272 Hotwire	PSH302 Heather Pink	PSH202 Crush	PSH647 Eden Rose	PSH643 Rhododendron	PSH560 Schiava	PSH559 Monroe	PSH544 Dragonfruit	PSH309 Allium	PSH205 Mulberry

PoshFelt® | 3mm Thickness



PSH612  
Lilac



PSH646  
Lupine



PSH274  
Amethyst



PSH523  
Violet Sky




PSH546  
Tyrian Plum




PSH142  
Plum Purple



PSH286  
Viper



PSH241  
Tranquilo




PSH550  
Mariana



PSH277  
Shade



PSH615  
Imagine




PSH510  
Ozone



PSH237  
Hotspring



PSH508  
Oahu



PSH548  
Ultramarine



PSH160  
Admiral Blue



PSH239  
Speckled Navy



PSH561  
Neptune



PSH645  
Space



PSH614  
Blueberry



PSH502  
Pacific




PSH238  
Cobalt



PSH152  
Blue Nile




PSH616  
Fountain




PSH516  
Actun




PSH511  
Lagoon



PSH636  
Navy Blue



PSH260  
Twilight



PSH310  
Deep Royal



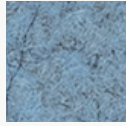
PSH278  
Squid Ink



PSH606  
Midday



PSH306  
Swell



PSH608  
Diamond Dust



PSH605  
Meander



PSH628  
Cozumel




PSH016  
Freshwater



PSH650  
Waterfall



PSH149  
Jamaica Bay



PSH604  
Atlantic



PSH648  
Aegean



PSH639  
Glacier



PSH287  
Sea Breeze



PSH631  
Adriatic



PSH232  
Seaglass




PSH629  
Robin's Egg




PSH517  
Sky Stone



PSH552  
Cancun



PSH642  
Blue Spruce



PSH623  
Steel Gray



PSH564  
Jazz

**PoshFelt®** | 3mm Thickness




**PSH618**  
Iguana




**PSH641**  
Basil




**PSH619**  
Springtime



**PSH213**  
Meadow



**PSH303**  
Feather Moss



**PSH226**  
Grove



**PSH298**  
Peacock



**PSH234**  
Ocean Trench



**PSH311**  
Emerald



**PSH626**  
Evergreen



**PSH225**  
Everglade



**PSH164**  
Fresh Lime



**PSH554**  
Cyber Green



**PSH555**  
Hemlocks



**PSH012**  
Shamrock



**PSH228**  
Forest Haze



**PSH227**  
Succulent



**PSH563**  
Rosemary



**PSH501**  
Mire



**PSH506**  
Bracken



**PSH562**  
Aurora




**PSH556**  
Avocado




**PSH013**  
Parakeet



**PSH611**  
Haybale




**PSH312**  
Safari




**PSH230**  
Camouflage


Soundcore® | 1/2" Thickness



**SND019**  
Linen



**SND037**  
Paper



**SND134**  
Oat



**SND135**  
Vanilla Bean



**SND105**  
Sand Dollar




**SND109**  
Macadamia



**SND111**  
Lanai




**SND130**  
Buckskin



**SND131**  
Abalone




**SND125**  
Chinchilla




**SND118**  
Anchor




**SND126**  
Wolfhound



**SND110**  
Starry Night




**SND102**  
Morning Fog




**SND114**  
Lunar Dust




**SND034**  
Granite Peak




**SND132**  
Cast Iron



**SND103**  
Storm Cloud




**SND038**  
Inkwell




**SND122**  
Briquette



**SND127**  
Burnt Toast



**SND108**  
Ablaze




**SND104**  
Pumpkin



**SND106**  
Goldfinch




**SND113**  
Gruner




**SND107**  
Grasshopper




**SND136**  
Clover



**SND129**  
Dried Thyme




**SND115**  
Mako




**SND137**  
Cove




**SND112**  
Tulum



**SND121**  
Apatite




**SND123**  
Chrysocolla




**SND117**  
Serene



**SND124**  
Ice Floe




**SND128**  
Arctic Ocean




**SND133**  
Galactic



**SND116**  
Blue Marlin


















**SND101**  
Commodore



**SND042**  
Denim



Soundcore® Wood Textures | 1/2" Thickness

									
<b>SND716</b> Dark Teak	<b>SND792</b> Dark Oak	<b>SND715</b> Dark Cherry	<b>SND793</b> Vintage Maple	<b>SND794</b> Warm Teak	<b>SND714</b> English Walnut	<b>SND713</b> Honey Walnut	<b>SND717</b> Warm Oak	<b>SND790</b> Natural Teak	<b>SND712</b> Natural Spruce
									
<b>SND711</b> Bleached Cherry	<b>SND795</b> Light Teak	<b>SND709</b> White Maple	<b>SND791</b> Gray Oak	<b>SND710</b> Gray Teak					