

BAFFLES

FOLDED BAFFLES 001
BFL-FLD-001



PRODUCT GUIDE



WOOL FELT

100% organic premium design felt.



POWERFUL ACOUSTICS

High Noise Reduction Coefficient.



FIRE-SAFE

ASTM E84: Class A tested and compliant.



VOC FREE

CDPH Standard Method V1.2 School Classroom and Private Office Compliant.



CUSTOM SIZING

Custom-sized products arrive installation ready.



SUSTAINABILITY

100% organic wool is harvested without animal harm.



LOW MAINTENANCE

A light dusting is all you'll ever need.



TACTILE EXPERIENCE

Soft, plush felt delivers unbeatable touch experience.




LEAD TIME

2-4 weeks with vast color options.



SPECIFICATIONS



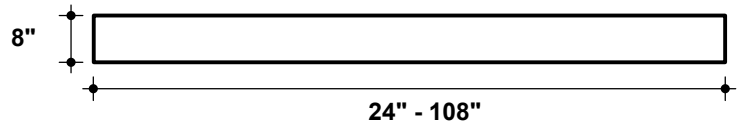
PRODUCT ID	BFL-FLD-001
CONTENT	PoshFelt® 100% organic wool design felt
DURABILITY	Impact resistant, shock absorbant
WEATHERING	Non-deteriorating, non-hygroscopic, colorfast
MAINTENANCE	Clean with vacuum or light dusting
WARRANTY	Comes with industry-leading standard warranty
ENVIRONMENTAL	100% biodegradable/compostable, contains no formaldehyde, 100% VOC free, no chemical irritants, and free of harmful substances
INSTALLATION	CSI Installation Systems are product specific (see Installation page)
ACOUSTICS	0.55 - 0.95 NRC
FLAMMABILITY	ASTM E84: Class A

TECHNICAL

LENGTH

24" to 108"

custom lengths available



① FRONT VIEW

WIDTH

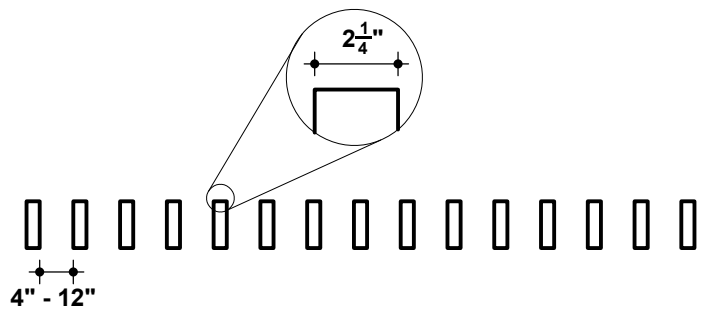
2-1/4"

custom widths available

HEIGHT

8"

custom heights available



② SIDE VIEW

MATERIAL THICKNESS

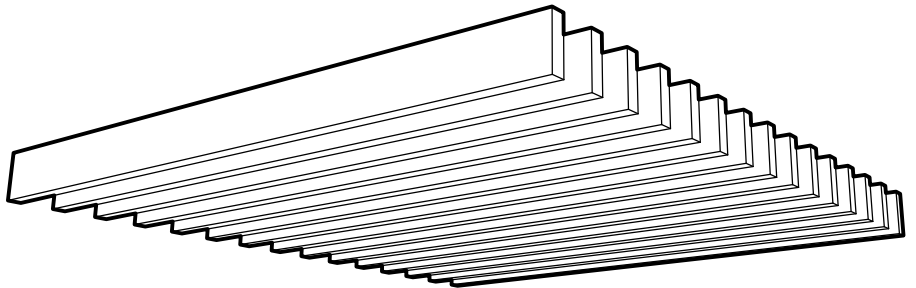
5/8"

custom thicknesses available

SPACING

4" to 12"

custom spacing available



③ PERSPECTIVE VIEW

EDGE

Exposed or covered

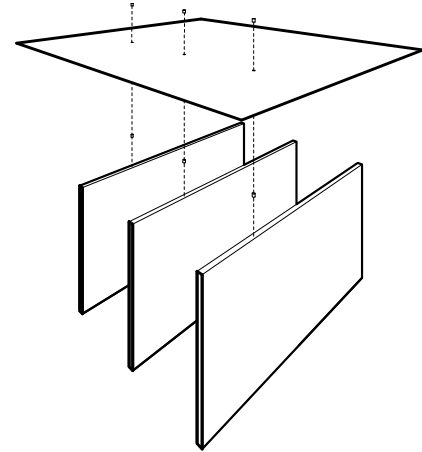


INSTALLATION

Baffle installation systems are designed according to site conditions, and maximize efficiency of installation. Each solution respects the integrity of the project design, budget, and installs easily with simple tools.

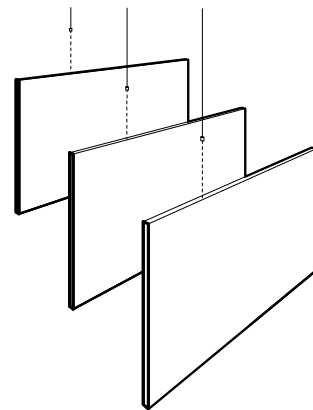
DIRECT ATTACHMENT SYSTEM

Attachment solution for pre-constructed ceiling substrates with low-height limitations. Requires minimal skilled installation labor. Ideal for remodeling spaces.



INDIVIDUAL SUSPENSION SYSTEM

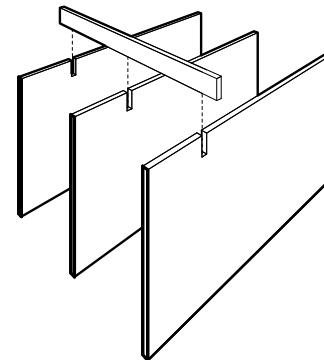
Attachment solution for enhanced design through suspension. Allows for optimal configuration and flow. Easily installed in post-construction phase.



MODULAR RAIL SYSTEM

Attachment system for open deck site conditions. Ideal for integration with MEP systems.

Features efficient installation via pre-designed modular configurations. Engage us in the design phase for site-specific module sizing.

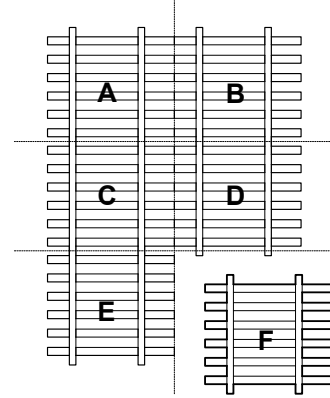


SITE CONDITIONS

MODULAR SYSTEM CONFIGURATION

Modular systems can be configured to fit site conditions when considered during the design phase.

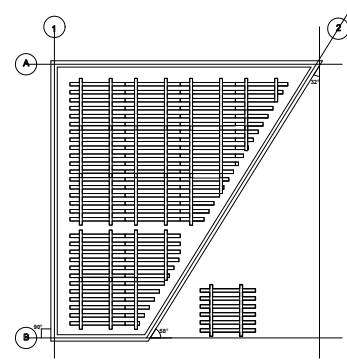
Optimized configurations save on material costs, provide a hassle-free installation, and reduce labor costs.



CUSTOMIZED FABRICATION PER SITE CONDITION

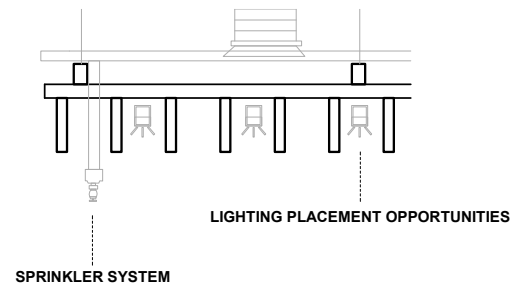
When engaged in the design phase, we fabricate custom baffle modules fitted to the shape of your space.

This reduces the need for on-site cutting by installation crews, saving money in material and labor.



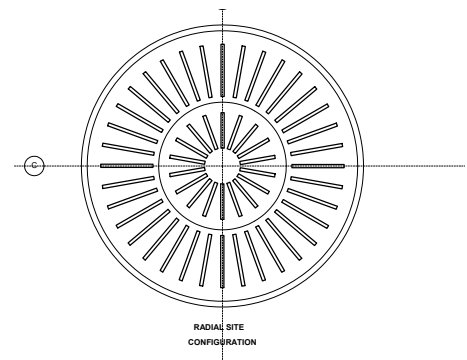
MEP INTEGRATION

The modular rail system allows for easy mechanical, electrical and plumbing integration. During design development, we coordinate with your team of MEP consultants to uphold your construction schedule.



RADIAL CONFIGURATION

Product configuration can be customized beyond our listed offering to respect design intent and functional integration.



COLORWAYS

POSHFELT® 100% ORGANIC WOOL DESIGN FELT

							
PSH211 Cherry Chutney	PSH210 Sangria	PSH009 Poinsettia	PSH139 Cayenne	PSH308 Scarlet	PSH527 Red Velvet	PSH008 Bonfire	PSH296 Paprika
							
PSH307 Orange Nectar	PSH220 Red Earth	PSH525 Olympus	PSH245 Fire Agate	PSH014 Knockout Orange	PSH218 Citrus	PSH217 Citrine	PSH295 Sunrise Peach
							
PSH261 Pale Ale	PSH507 Hive	PSH251 Summer Dream	PSH015 Goldfinch	PSH216 Lion's Den	PSH305 Dandelion	PSH215 Raincoat	PSH293 Pound Cake
							
PSH013 Parakeet	PSH312 Safari	PSH230 Camouflage	PSH012 Grasshopper	PSH303 Feather Moss	PSH213 Meadow	PSH164 Fresh Lime	PSH223 Matrix
							
PSH225 Everglade	PSH226 Grove	PSH227 Succulent	PSH228 Forest Haze	PSH311 Emerald	PSH298 Peacock	PSH234 Ocean Trench	PSH232 Seaglass
							
PSH517 Sky Stone	PSH149 Jamaica Bay	PSH152 Blue Nile	PSH260 Twilight	PSH236 Aquamarine	PSH287 Sea Breeze	PSH016 Freshwater	PSH306 Swell
							
PSH237 Hotspring	PSH601 Royalty	PSH278 Squid Ink	PSH502 Pacific	PSH508 Oahu	PSH238 Cobalt	PSH239 Speckled Navy	PSH241 Tranquilo
							
PSH160 Admiral Blue	PSH275 Skyfall	PSH274 Amethyst	PSH286 Viper	PSH142 Plum Purple	PSH205 Mulberry	PSH309 Allium	PSH137 Passion Flower
							
PSH272 Hotwire	PSH273 Ultraviolet	PSH302 Heather Pink	PSH202 Crush	PSH292 Sakura Mist	PSH174 Linen	PSH118 Ivory Lace	PSH127 Mocha
							
PSH291 Gobi	PSH006 Shiitake	PSH178 Fawn	PSH281 Great Plains	PSH301 Tumbleweed	PSH304 Sugar Cookie	PSH503 Savanna	PSH509 Cairo
							
PSH268 Gingerbread	PSH255 Tropical Walnut	PSH253 Toffee	PSH269 Canyon	PSH602 Cafe	PSH504 Earth	PSH146 Auburn	PSH212 Vino
							
PSH248 Mink	PSH003 Otter	PSH505 Garrigue	PSH520 Silt	PSH249 French Press	PSH179 Arctic Seal	PSH001 Gray Matter	PSH002 Heather
							
PSH175 Dovetail	PSH176 Warmstone	PSH004 Porpoise	PSH501 Mire	PSH506 Bracken	PSH180 Iron Ore	PSH161 Black Swan	PSH277 Shade
							
PSH005 Black Beauty	PSH310 Deep Royal	PSH266 Koala	PSH265 Slag	PSH513 Gravel	PSH512 Ash Plume	PSH300 Crevasse	PSH299 Mountain Breeze



							
PSH514 Red Wine	PSH539 Chestnut	PSH617 Evening Gown	PSH540 Devil's Food	PSH644 Maroon	PSH537 Cardinal	PSH649 Pomegranate	PSH530 Hot Iron
							
PSH535 Guppy	PSH528 Ferrous	PSH640 Rusted	PSH633 Clementine	PSH632 Peach	PSH610 Coral	PSH647 Eden Rose	PSH643 Rhododendron
							
PSH544 Dragonfruit	PSH546 Tyrian Plum	PSH646 Lupine	PSH612 Lilac	PSH615 Imagine	PSH510 Ozone	PSH606 Midday	PSH605 Meander
							
PSH548 Ultramarine	PSH561 Neptune	PSH645 Space	PSH516 Actun	PSH604 Atlantic	PSH511 Lagoon	PSH636 Navy Blue	PSH550 Mariana
							
PSH627 Blackberry	PSH614 Blueberry	PSH616 Fountain	PSH648 Aegean	PSH623 Steel Gray	PSH631 Adriatic	PSH552 Cancun	PSH650 Waterfall
							
PSH639 Glacier	PSH628 Spearmint	PSH641 Basil	PSH629 Robin's Egg	PSH642 Blue Spruce	PSH564 Jazz	PSH626 Evergreen	PSH618 Iguana
							
PSH619 Springtime	PSH562 Aurora	PSH556 Avocado	PSH563 Rosemary	PSH555 Hemlocks	PSH554 Cyber Green	PSH541 Banana Bread	PSH611 Haybale
							
PSH603 Cream	PSH519 Cupcake	PSH622 Corn	PSH637 Macaron	PSH634 Caramel	PSH638 Sunflower	PSH621 Pan	PSH630 Sand Dune
							
PSH635 Eggshell	PSH542 Robusta	PSH538 Quartzite	PSH609 Cityscape	PSH625 Silver Chain			

SUSTAINABILITY



WHY WOOL?

Wool has a strong track record. As in, thousands of years strong. The first instances of wool as a textile date back to 1500 BC, and for great reason: wool is a renewable source of workable fiber, harvested without any harm to the animal.

Wool is cleaned and refined into a more cooperative felt product with an array of natural features, including wrinkle resistance, anti-static, high burning point, insulative properties, shock resistance—the list goes on.

MATERIAL CONSTRUCTION

100% organic Merino or Karakul Wool

PRODUCT CERTIFICATIONS

ASTM E84: Class A, VOC Free (CDPH Standard Method V1.2)



OUR MISSION

EXPERIENTIAL SPACES

Our goal is to create spaces that feel better.

It's easy to visualize a space with architectural acoustics, but even the most detailed renderings couldn't convey the experience of actually being there. When sound is properly controlled within a space, it creates focus and calmness that you can actually feel. We want to help you turn off the droning machinery in the back of your mind. We fabricate custom solutions that visually suit your space while building towards a more soothing holistic experience. This creates spaces where people want to be—where they want to work, where they want to sleep, exercise, create, study, and relax.

