

BAFFLES

SINGLE BAFFLES 003
BFL-SGL-003

CSI
Creative

PRODUCT GUIDE



WOOL FELT

100% organic premium design felt.



POWERFUL ACOUSTICS

High Noise Reduction Coefficient.



FIRE-SAFE

ASTM E84: Class A tested and compliant.



VOC FREE

CDPH Standard Method V1.2 School Classroom
and Private Office Compliant.



CUSTOM SIZING

Custom-sized products arrive installation ready.



SUSTAINABILITY

100% organic wool is harvested without animal
harm.



LOW MAINTENANCE

A light dusting is all you'll ever need.



TACTILE EXPERIENCE

Soft, plush felt delivers unbeatable touch
experience.




LEAD TIME

2-4 weeks with vast color options.



SPECIFICATIONS



PRODUCT ID BFL-SGL-003

CONTENT PoshFelt® 100% organic wool design felt

DURABILITY Impact resistant, shock absorbant

WEATHERING Non-deteriorating, non-hygroscopic, colorfast

MAINTENANCE Clean with vacuum or light dusting

WARRANTY Comes with industry-leading standard warranty

ENVIRONMENTAL 100% biodegradable/compostable, contains no formaldehyde, 100% VOC free, no chemical irritants, and free of harmful substances

INSTALLATION CSI Installation Systems are product specific (see Installation page)

ACOUSTICS 0.45 - 0.95 NRC

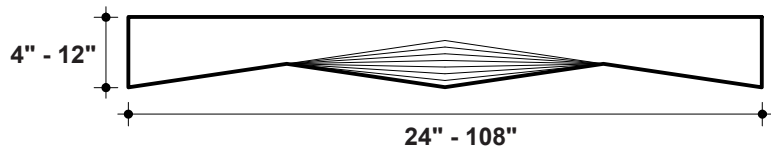
FLAMMABILITY ASTM E84: Class A

TECHNICAL

LENGTH

24" to 108"

custom lengths available



① FRONT VIEW

WIDTH

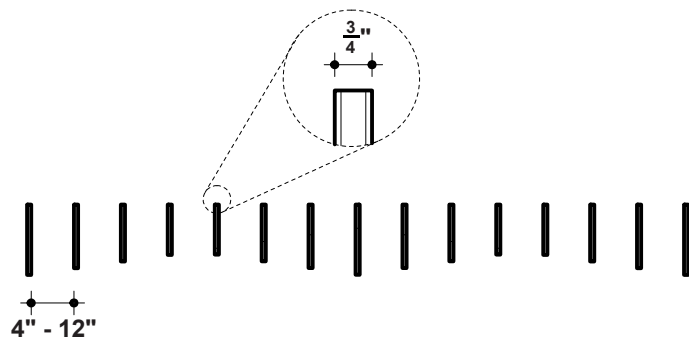
5/8" or 3/4"

custom widths available

HEIGHT

4" to 12"

custom heights available



② SIDE VIEW

MATERIAL THICKNESS

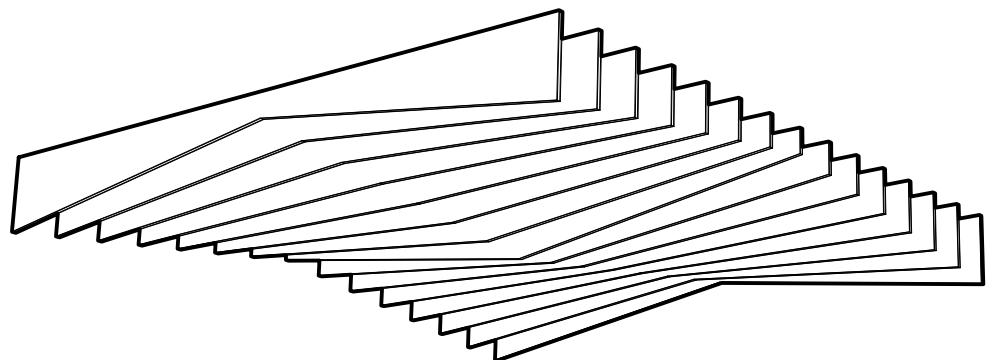
5/8" or 3/4"

custom thicknesses available

SPACING

4" to 12"

custom spacing available



③ PERSPECTIVE VIEW

EDGE

Exposed or covered



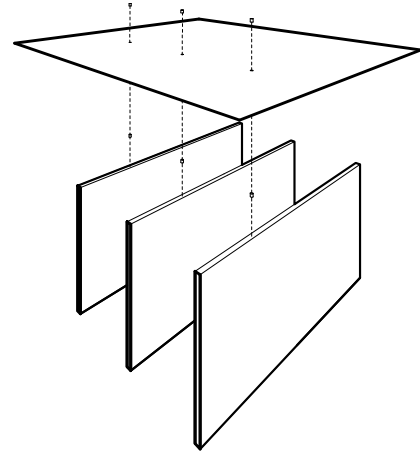
INSTALLATION

Baffle installation systems are designed according to site conditions, and maximize efficiency of installation.

Each solution respects the integrity of the project design, budget, and installs easily with simple tools.

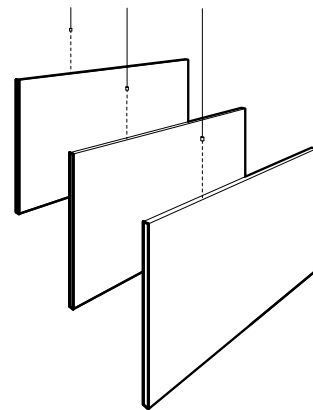
DIRECT ATTACHMENT SYSTEM

Attachment solution for pre-constructed ceiling substrates with low-height limitations. Requires minimal skilled installation labor. Ideal for remodeling spaces.



INDIVIDUAL SUSPENSION SYSTEM

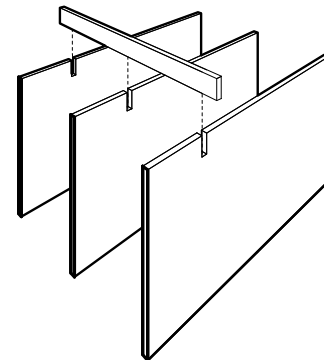
Attachment solution for enhanced design through suspension. Allows for optimal configuration and flow. Easily installed in post-construction phase.



MODULAR RAIL SYSTEM

Attachment system for open deck site conditions. Ideal for integration with MEP systems.

Features efficient installation via pre-designed modular configurations. Engage us in the design phase for site-specific module sizing.

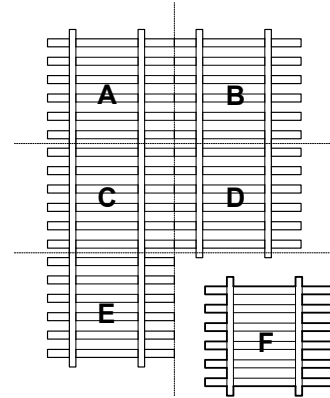


SITE CONDITIONS

MODULAR SYSTEM CONFIGURATION

Modular systems can be configured to fit site conditions when considered during the design phase.

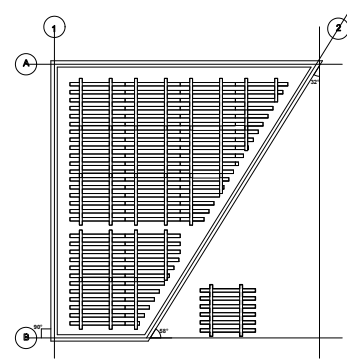
Optimized configurations save on material costs, provide a hassle-free installation, and reduce labor costs.



CUSTOMIZED FABRICATION PER SITE CONDITION

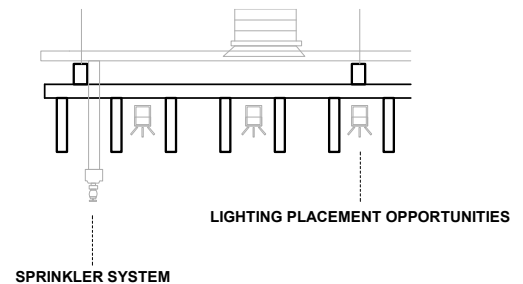
When engaged in the design phase, we fabricate custom baffle modules fitted to the shape of your space.

This reduces the need for on-site cutting by installation crews, saving money in material and labor.



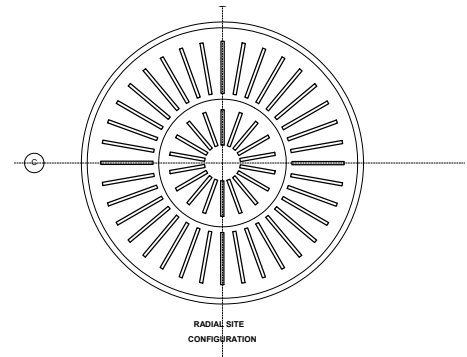
MEP INTEGRATION

The modular rail system allows for easy mechanical, electrical and plumbing integration. During design development, we coordinate with your team of MEP consultants to uphold your construction schedule.



RADIAL CONFIGURATION

Product configuration can be customized beyond our listed offering to respect design intent and functional integration.



COLORWAYS


POSHFELT® 100% ORGANIC WOOL DESIGN FELT

| | | | | | | | |
|--|---|---|---|---|--|---|---|
|  |  |  |  |  |  |  |  |
| PSH211 Cherry Chutney | PSH210 Sangria | PSH009 Poinsettia | PSH139 Cayenne | PSH308 Scarlet | PSH527 Red Velvet | PSH008 Bonfire | PSH296 Paprika |
|  |  |  |  |  |  |  |  |
| PSH307 Orange Nectar | PSH220 Red Earth | PSH525 Olympus | PSH245 Fire Agate | PSH014 Knockout Orange | PSH218 Citrus | PSH217 Citrine | PSH295 Sunrise Peach |
|  |  |  |  |  |  |  |  |
| PSH261 Pale Ale | PSH507 Hive | PSH251 Summer Dream | PSH015 Goldfinch | PSH216 Lion's Den | PSH305 Dandelion | PSH215 Raincoat | PSH293 Pound Cake |
|  |  |  |  |  |  |  |  |
| PSH013 Parakeet | PSH312 Safari | PSH230 Camouflage | PSH012 Grasshopper | PSH303 Feather Moss | PSH213 Meadow | PSH164 Fresh Lime | PSH223 Matrix |
|  |  |  |  |  |  |  |  |
| PSH225 Everglade | PSH226 Grove | PSH227 Succulent | PSH228 Forest Haze | PSH311 Emerald | PSH298 Peacock | PSH234 Ocean Trench | PSH232 Seaglass |
|  |  |  |  |  |  |  |  |
| PSH517 Sky Stone | PSH149 Jamaica Bay | PSH152 Blue Nile | PSH260 Twilight | PSH236 Aquamarine | PSH287 Sea Breeze | PSH016 Freshwater | PSH306 Swell |
|  |  |  |  |  |  |  |  |
| PSH237 Hotspring | PSH601 Royalty | PSH278 Squid Ink | PSH502 Pacific | PSH508 Oahu | PSH238 Cobalt | PSH239 Speckled Navy | PSH241 Tranquilo |
|  |  |  |  |  |  |  |  |
| PSH160 Admiral Blue | PSH275 Skyfall | PSH274 Amethyst | PSH286 Viper | PSH142 Plum Purple | PSH205 Mulberry | PSH309 Allium | PSH137 Passion Flower |
|  |  |  |  |  |  |  |  |
| PSH272 Hotwire | PSH273 Ultraviolet | PSH302 Heather Pink | PSH202 Crush | PSH292 Sakura Mist | PSH174 Linen | PSH118 Ivory Lace | PSH127 Mocha |
|  |  |  |  |  |  |  |  |
| PSH291 Gobi | PSH006 Shiitake | PSH178 Fawn | PSH281 Great Plains | PSH301 Tumbleweed | PSH304 Sugar Cookie | PSH503 Savanna | PSH509 Cairo |
|  |  |  |  |  |  |  |  |
| PSH268 Gingerbread | PSH255 Tropical Walnut | PSH253 Toffee | PSH269 Canyon | PSH602 Cafe | PSH504 Earth | PSH146 Auburn | PSH212 Vino |
|  |  |  |  |  |  |  |  |
| PSH248 Mink | PSH003 Otter | PSH505 Garrigue | PSH520 Silt | PSH249 French Press | PSH179 Arctic Seal | PSH001 Gray Matter | PSH002 Heather |
|  |  |  |  |  |  |  |  |
| PSH175 Dovetail | PSH176 Warmstone | PSH004 Porpoise | PSH501 Mire | PSH506 Bracken | PSH180 Iron Ore | PSH161 Black Swan | PSH277 Shade |
|  |  |  |  |  |  |  |  |
| PSH005 Black Beauty | PSH310 Deep Royal | PSH266 Koala | PSH265 Slag | PSH513 Gravel | PSH512 Ash Plume | PSH300 Crevasse | PSH299 Mountain Breeze |





BASE LAYER RECYCLED PET ACOUSTIC FELT



SUSTAINABILITY



WHY WOOL?

Wool has a strong track record. As in, thousands of years strong. The first instances of wool as a textile date back to 1500 BC, and for great reason: wool is a renewable source of workable fiber, harvested without any harm to the animal.

Wool is cleaned and refined into a more cooperative felt product with an array of natural features, including wrinkle resistance, anti-static, high burning point, insulative properties, shock resistance—the list goes on.

MATERIAL CONSTRUCTION

100% organic Merino or Karakul Wool

PRODUCT CERTIFICATIONS

ASTM E84: Class A, VOC Free (CDPH Standard Method V1.2)



OUR MISSION

EXPERIENTIAL SPACES

Our goal is to create spaces that feel better.

It's easy to visualize a space with architectural acoustics, but even the most detailed renderings couldn't convey the experience of actually being there. When sound is properly controlled within a space, it creates focus and calmness that you can actually feel. We want to help you turn off the droning machinery in the back of your mind. We fabricate custom solutions that visually suit your space while building towards a more soothing holistic experience. This creates spaces where people want to be—where they want to work, where they want to sleep, exercise, create, study, and relax.

