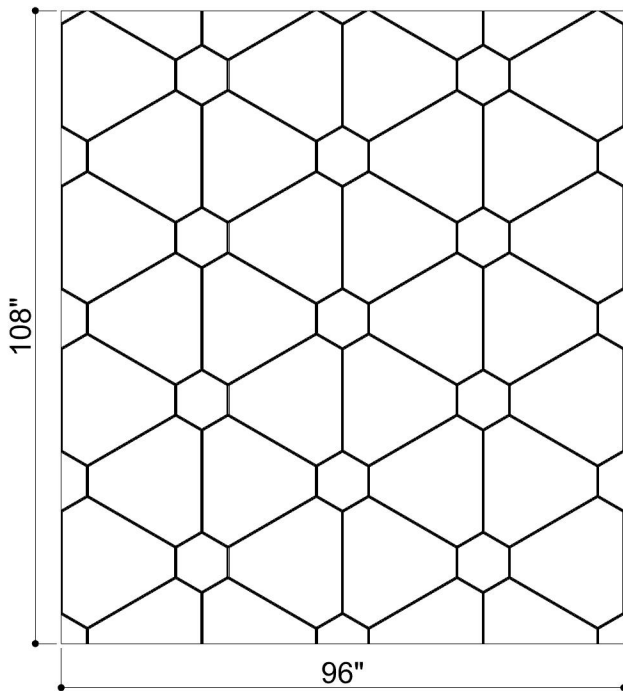


SURFACES PROFILE 020

ID# SUR-PFL-020



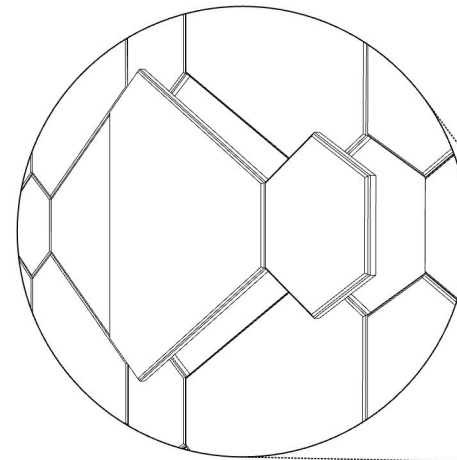
④ TOP VIEW



① FRONT VIEW

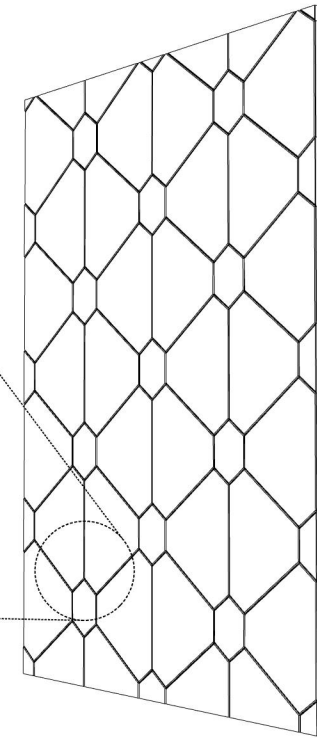
② SIDE VIEW

$\frac{1}{2}$ "



③ TILE PLACEMENT

④ PERSPECTIVE VIEW



CUSTOM SIZING AND THICKNESS AVAILABLE
CUSTOM COLORS AND DESIGNS AVAILABLE
MULTIPLE ATTACHMENT SYSTEM OPPORTUNITIES



CSI CREATIVE

PRODUCT: SURFACES PROFILE 020

SCALED AS NOTED

ALL DIMENSIONS + / - $\frac{1}{16}$

DATE: 04/15/2022
JOB # :

SHEET
1.1
OF 1.1